



Huntsville, Alabama

305 Fountain Circle
Huntsville, AL 35801

Cover Memo

Meeting Type: City Council Regular Meeting **Meeting Date:** 6/11/2026

File ID: TMP-6981

Department: Engineering

Subject:

Type of Action: Approval/Action

Resolution authorizing the Mayor to enter into a Contract between the City of Huntsville and the low bidder, Rogers Group, Inc., for Ditto Landing Event Space Parking Lot, Base Bid and Option #1, Project No. 71-26-SP36.

Resolution No.

Finance Information:

Account Number: 3080-71-00000-530009-00000000-

City Cost Amount: \$2,315,000.00

Total Cost: \$2,315,000.00

Special Circumstances:

Grant Funded: N/A

Grant Title - CFDA or granting Agency: N/A

Resolution #: N/A

Location: (list below)

Address: N/A

District: District 1 District 2 District 3 District 4 District 5

Additional Comments:

Contract with Rogers Group for the construction of a 450-space parking lot and an additional borrow pond. The project also involves relocating approximately 450 feet of the existing greenway, along with installing lighting, irrigation, and landscaping.

RESOLUTION NO. 26-

BE IT RESOLVED by the City Council of the City of Huntsville, Alabama, that the Mayor be, and is hereby authorized, to enter into a Contract between the City of Huntsville and the low bidder, Rogers Group, Inc., in the amount of TWO MILLION THREE HUNDRED FIFTEEN THOUSAND AND NO/100 DOLLARS (\$2,315,000.00) for Ditto Landing Event Space Parking Lot, Base Bid and Option #1, Project No. 71-26-SP36, in Huntsville, Alabama, on behalf of the City of Huntsville, a municipal corporation in the State of Alabama, which said Contract is substantially in words and figures similar to that document attached hereto and identified as "Contract between the City of Huntsville and Rogers Group, Inc., for Ditto Landing Event Space Parking Lot, Base Bid and Option #1, Project No. 71-26-SP36," consisting of a total of one (1) page plus one hundred twenty-two (122) additional pages consisting of Attachments A1-Q, Supplement to General Requirements for Construction of Public Improvements and all Addenda, "Certification of Compliance with Title 39, Code of Alabama," and "E-Verify Statement," and the date of June 11, 2026, appearing on the margin of the first page, together with the signature of the President or President Pro Tem of the City Council, and an executed copy of said document being permanently kept on file in the Office of the City Clerk of the City of Huntsville, Alabama.

ADOPTED this the 11th day of June, 2026.

President of the City Council of the City of
Huntsville, Alabama

APPROVED this the 11th day of June, 2026.

Mayor of the City of Huntsville,
Alabama

**CONTRACT BETWEEN CITY OF HUNTSVILLE, ALABAMA
AND
ROGERS GROUP, INC.
FOR
DITTO LANDING EVENT SPACE PARKING LOT, BASE BID AND OPTION #1
PROJECT NO. 71-26-SP36**

~~~~~  
**STATE OF ALABAMA}  
MADISON COUNTY}**

THIS CONTRACT, made and entered into this 11th day of June, 2026, between the CITY OF HUNTSVILLE, ALABAMA, a Municipal Corporation, sometimes referred to herein as City, and ROGERS GROUP, INC., sometimes referred to herein as Contractor.

**-WITNESSETH-**

WHEREAS, the City desires to install, construct or make certain improvements known as Ditto Landing Event Space Parking Lot, Base Bid and Option #1, Project #71-26-SP36, in the City of Huntsville, Madison County, Alabama, all in accordance with details, specifications, surveys and general requirements prepared by the City of Huntsville Urban Development Department - Engineering Division, which are on file in the Office of the City Engineer of the City of Huntsville, Alabama, all of which details, specifications, surveys and general requirements are made a part of this Contract, and

NOW, THEREFORE, it is agreed that the Contractor promises and agrees to make such improvements for the party of the first part for the considerations hereinafter set out. The Contractor promises and agrees to furnish all necessary labor, materials, and equipment for the doing of the same, all to be done in accordance with such details, plans, specifications, and general requirements hereto attached and made a part of this Contract.

FOR THE PERFORMANCE of such work, the city agrees to pay the Contractor as follows per Attachment "A1".

BY:

\_\_\_\_\_  
Tommy Battle, Mayor

\_\_\_\_\_  
Rogers Group, Inc.

ATTEST: \_\_\_\_\_

\_\_\_\_\_  
Shaundrika Edwards  
City Clerk

\_\_\_\_\_  
City Council President

DATE: June 11, 2026

**DITTO LANDING EVENT SPACE PARKING LOT**  
**PROJECT NUMBER 71-26-SP36**

**CITY OF HUNTSVILLE, ALABAMA**

**TABLE OF CONTENTS**

|                                                     |               |
|-----------------------------------------------------|---------------|
| Bid Quantities                                      | ATTACHMENT A1 |
| Bid Proposal                                        | ATTACHMENT B  |
| Addenda Acknowledgment Form                         | ATTACHMENT C  |
| Subcontractor's Listing                             | ATTACHMENT D  |
| References of Similar Projects                      | ATTACHMENT E  |
| Notice to Contractors                               | ATTACHMENT F  |
| Sample Copy of Invoice                              | ATTACHMENT G  |
| W9-Taxpayer Form                                    | ATTACHMENT H  |
| City of Huntsville Report of Ownership Form         | ATTACHMENT I  |
| Alabama Act 2016-312                                | ATTACHMENT J  |
| Certificate of Compliance with Alabama Act 2016-312 | ATTACHMENT K  |
| Tracer Wire Specification                           | ATTACHMENT L  |
| Alabama Act 2023-180                                | ATTACHMENT M  |
| Standards for Nursery Stock                         | ATTACHMENT N  |
| Irrigation Specifications                           | ATTACHMENT O  |
| Additional Irrigation Measures                      | ATTACHMENT P  |
| Landscape Maintenance Guidelines                    | ATTACHMENT Q  |

**SUPPLEMENT TO GENERAL REQUIREMENTS**

| SECTION                                                                                                                                                | SECTION NO. |
|--------------------------------------------------------------------------------------------------------------------------------------------------------|-------------|
| General                                                                                                                                                | 1           |
| Proposal Preparation                                                                                                                                   | 2           |
| Quantities                                                                                                                                             | 3           |
| Change Orders                                                                                                                                          | 4           |
| Maintain Office                                                                                                                                        | 5           |
| Subcontractors                                                                                                                                         | 6           |
| Bid Bond                                                                                                                                               | 7           |
| N/A                                                                                                                                                    | 8           |
| Liability Insurance                                                                                                                                    | 9           |
| Licenses and Classifications                                                                                                                           | 10          |
| Permits                                                                                                                                                | 11          |
| Payment                                                                                                                                                | 12          |
| N/A                                                                                                                                                    | 13          |
| Examination of Plans, Specifications,<br>Special Provisions, and Site Work                                                                             | 14          |
| Inclusions to Contract                                                                                                                                 | 15          |
| Commencement of Work                                                                                                                                   | 16          |
| Contract Time                                                                                                                                          | 17          |
| Liquidated Damages                                                                                                                                     | 18          |
| Storage of Materials                                                                                                                                   | 19          |
| Traffic Flow                                                                                                                                           | 20          |
| Termination for Convenience                                                                                                                            | 21          |
| Termination for Cause                                                                                                                                  | 22          |
| Unbalanced Bids                                                                                                                                        | 23          |
| Additional Insurance Requirements                                                                                                                      | 24          |
| Domestic Preferences                                                                                                                                   | 25          |
| Time is of the Essence                                                                                                                                 | 26          |
| No Damages for Delays                                                                                                                                  | 27          |
| Contractor Responsible for Locating<br>Utilities Prior to Construction Initiation                                                                      | 28          |
| Correction to City of Huntsville's<br>Standard Specifications for the<br>Construction of Public Improvements,<br>Contract Projects, 1991-Recovery Time | 29          |
| Warranties                                                                                                                                             | 30          |
| Coordination with other Contractors                                                                                                                    | 31          |
| W-9 Taxpayer Form                                                                                                                                      | 32          |
| Final Payment                                                                                                                                          | 33          |

**TABLE OF CONTENTS**  
**PAGE TWO**

|                                                                                                                                |    |
|--------------------------------------------------------------------------------------------------------------------------------|----|
| Project Completion Date                                                                                                        | 34 |
| Record Drawings                                                                                                                | 35 |
| Lien Waivers                                                                                                                   | 36 |
| Lowest Responsible Bidder                                                                                                      | 37 |
| Non-Resident Bidders                                                                                                           | 38 |
| Correction to Section 80.08C of The City of<br>Huntsville "Standard Specifications for<br>Construction of Public Improvements" | 39 |
| Correction to section 80 – Prosecution & Progress<br>80.01 subletting and contract. (a) limitations                            | 40 |
| Correction to Section 80 – Prosecution and<br>Progress 80.03 Progress Schedule of Oper.                                        | 41 |
| Correction to Section 80 – Prosecution and<br>Progress 80.09(b)                                                                | 42 |
| Correction to Section 105 – Excavation and<br>Embankment                                                                       | 43 |
| Correction to Section 847 – Pipe Culvert Joint<br>Sealers                                                                      | 44 |
| NPDES Construction Requirements                                                                                                | 45 |
| DELETION of Section 50.01 – Authority of<br>Engineer of Record                                                                 | 46 |
| Shop Drawings                                                                                                                  | 47 |
| E-Verify Statement                                                                                                             | 48 |
| City of Huntsville Engineering Department<br>Construction Requirements                                                         | 49 |
| Survivability of Contract Provisions                                                                                           | 50 |
| Surety Bonds                                                                                                                   | 51 |
| Governing Law                                                                                                                  | 52 |
| Alabama Immigration Act                                                                                                        | 53 |
| Successors and Assigns                                                                                                         | 54 |
| Written Notice                                                                                                                 | 55 |
| Rights and Remedies                                                                                                            | 56 |
| Entire Agreement                                                                                                               | 57 |

**ATTACHMENT "A1"**  
**DITTO LANDING EVENT SPACE PARKING LOT**  
 Project No. 71-26-SP36

6/5/2026

**UNIT BID SHEET**

| ITEM NO. | DESCRIPTION                                                                                              | BASE BID QTY | BID UNIT | BID UNIT PRICE | BID AMOUNT   |
|----------|----------------------------------------------------------------------------------------------------------|--------------|----------|----------------|--------------|
| 1        | Mobilization                                                                                             | 1            | LS       | \$164,081.07   | \$164,081.07 |
| 2        | Clearing and Grubbing (Approx. 10 Acres)                                                                 | 1            | LS       | \$30,000.00    | \$30,000.00  |
| 3        | Unclassified Excavation                                                                                  | 48,585       | CY       | \$6.50         | \$315,802.50 |
| 4        | Borrow Material                                                                                          | 4,850        | CY       | \$10.00        | \$48,500.00  |
| 5        | Top Soil from Stockpiles                                                                                 | 1,733        | CY       | \$12.00        | \$20,796.00  |
| 6        | Under Cut                                                                                                | 2,000        | CY       | \$8.70         | \$17,400.00  |
| 7        | No 2 Stone for Misc Use                                                                                  | 4,000        | Ton      | \$23.50        | \$94,000.00  |
| 8        | Asphalt Pavement Removal (FULL DEPTH) and Haul Off                                                       | 502          | SY       | \$3.70         | \$1,857.40   |
| 9        | Concrete Removal (FULL DEPTH) and Haul Off                                                               | 13           | SY       | \$20.00        | \$260.00     |
| 10       | Slope Paved Headwall Removal                                                                             | 4            | EA       | \$130.00       | \$520.00     |
| 11       | Pipe Removal                                                                                             | 30           | LF       | \$10.00        | \$300.00     |
| 12       | 424A Superpave Bituminous Asphalt Wearing Surface Layer, 1/2" Maximum Aggregate Size Mix, Esal Range C/D | 1,622        | TON      | \$95.00        | \$154,090.00 |

**ATTACHMENT "A1"  
DITTO LANDING EVENT SPACE PARKING LOT  
Project No. 71-26-SP36**

6/5/2026

**UNIT BID SHEET**

|    |                                                                                                       |        |     |          |              |
|----|-------------------------------------------------------------------------------------------------------|--------|-----|----------|--------------|
| 13 | 424B Superpave Bituminous Asphalt Upper Binder Layer, 3/4" Maximum Aggregate Size Mix, Esal Range C/D | 2,552  | TON | \$80.00  | \$204,160.00 |
| 14 | Crushed Aggregate Base Course, Type B, Plant Mixed, 6.0" Compacted Thickness                          | 18,226 | SY  | \$8.30   | \$151,275.80 |
| 15 | 405A Tack                                                                                             | 1,458  | GAL | \$3.70   | \$5,394.60   |
| 16 | 1.0" Depth Asphalt Milling                                                                            | 1,010  | SY  | \$2.00   | \$2,020.00   |
| 17 | 6" Thick Concrete Pad                                                                                 | 70     | SY  | \$115.30 | \$8,071.00   |
| 18 | Concrete Curb Stops                                                                                   | 207    | EA  | \$175.00 | \$36,225.00  |
| 19 | 4" Solid Yellow Traffic Stripe, Paint (Parking lot Stripe)                                            | 1,346  | LF  | \$1.50   | \$2,019.00   |
| 20 | 4" Solid White Traffic Stripe, Paint (Parking lot Stripe)                                             | 8,873  | LF  | \$1.50   | \$13,309.50  |
| 21 | White Traffic Control Markings                                                                        | 90     | SF  | \$2.50   | \$225.00     |
| 22 | 4" Solid Blue Traffic Stripe, Paint (Parking lot Stripe)                                              | 270    | LF  | \$1.50   | \$405.00     |
| 23 | Blue Handicap Markings, Paint                                                                         | 110    | SF  | \$2.50   | \$275.00     |
| 24 | R1-1 Stop Sign and Post City Traffic Engineering Standards                                            | 2      | EA  | \$350.00 | \$700.00     |

**ATTACHMENT "A1"**  
**DITTO LANDING EVENT SPACE PARKING LOT**  
**Project No. 71-26-SP36**

6/5/2026

**UNIT BID SHEET**

|    |                                                                                                                         |       |      |             |              |
|----|-------------------------------------------------------------------------------------------------------------------------|-------|------|-------------|--------------|
| 25 | 18" HP Storm Pipe (Complete in-place, includes 57 Stone Backfill to Subgrade & Fittings)                                | 420   | LF   | \$50.00     | \$21,000.00  |
| 26 | Slope Paved Headwall (18" Pipe)                                                                                         | 2     | EA   | \$1,675.00  | \$3,350.00   |
| 27 | Grate Inlet (Complete in-Place)                                                                                         | 2     | EA   | \$4,200.00  | \$8,400.00   |
| 28 | 4" Thick Concrete Slope Paving (Includes all reinforcement, joints, weep holes, filter fabric, and miscellaneous items) | 300   | SY   | \$55.50     | \$16,650.00  |
| 29 | Seed and Straw Mat                                                                                                      | 2     | AC   | \$4,750.00  | \$9,500.00   |
| 30 | Bermuda Sod (In-Place)                                                                                                  | 7,262 | SY   | \$7.10      | \$51,560.20  |
| 31 | Class 1 Rip Rap (In-Place)                                                                                              | 4,000 | TONS | \$28.75     | \$115,000.00 |
| 32 | Filter Fabric                                                                                                           | 2,800 | SY   | \$2.80      | \$7,840.00   |
| 33 | Wattle (includes materials, installation, maintaining and removal after completion of job)                              | 60    | LF   | \$5.50      | \$330.00     |
| 34 | TYPE "B" Silt Fence (includes materials, installation, maintenance and removal)                                         | 4,555 | LF   | \$4.30      | \$19,586.50  |
| 35 | Parking Lot Light System, Includes all incidentals, Complete In-Place                                                   | 1     | LS   | \$82,000.00 | \$82,000.00  |
| 36 | Light Pole Relocation, Complete In-Place                                                                                | 1     | LS   | \$500.00    | \$500.00     |
| 37 | 15 Bike Loop Rack(Model 622BR275-2 or approved equal)                                                                   | 2     | EA   | \$4,200.00  | \$8,400.00   |

**ATTACHMENT "A1"**  
**DITTO LANDING EVENT SPACE PARKING LOT**  
 Project No. 71-26-SP36

6/5/2026

**UNIT BID SHEET**

|    |                                                                            |         |    |             |             |
|----|----------------------------------------------------------------------------|---------|----|-------------|-------------|
| 38 | Removable Bollard (Match Existing Type)                                    | 2       | EA | \$1,500.00  | \$3,000.00  |
| 39 | Monument Sign, Includes all incidentals, Complete In-Place                 | 1       | EA | \$63,000.00 | \$63,000.00 |
| 40 | Monument Sign Lighting, Includes all incidentals, Complete In-Place        | 1       | LS | \$1,500.00  | \$1,500.00  |
| 41 | Drystack Stone Retaining Wall, Includes all incidentals, Complete In-Place | 32      | TN | \$500.00    | \$16,000.00 |
| 42 | Plant Materials (1-Gal)                                                    | 278     | EA | \$25.00     | \$6,950.00  |
| 43 | Plant Materials (3-Gal)                                                    | 141     | EA | \$70.00     | \$9,870.00  |
| 44 | Plant Materials (Deciduous Trees, 1.5" Caliper Single & Multitrunk, B&B)   | 43      | EA | \$375.00    | \$16,125.00 |
| 45 | Plant Materials (Evergreen Trees, 6-8' B&B)                                | 53      | EA | \$375.00    | \$19,875.00 |
| 46 | Plant Materials (Trees, 2" Caliper, B&B)                                   | 77      | EA | \$760.00    | \$58,520.00 |
| 47 | Seed (Bermuda Grass)                                                       | 287,347 | SF | \$0.14      | \$40,228.58 |
| 48 | Metal Landscape Edging                                                     | 691     | LF | \$18.00     | \$12,438.00 |
| 49 | Irrigation, Includes all Incidentals, Complete In-Place                    | 1       | LS | \$58,000.00 | \$58,000.00 |
| 50 | Hardwood Mulch                                                             | 135     | CY | \$70.00     | \$9,450.00  |

**ATTACHMENT "A1"**  
**DITTO LANDING EVENT SPACE PARKING LOT**  
 Project No. 71-26-SP36

6/5/2026

**UNIT BID SHEET**

|                       |                                                    |        |    |        |                       |
|-----------------------|----------------------------------------------------|--------|----|--------|-----------------------|
| 51                    | Subgrade Scarification and Re-Compaction, 24" Deep | 20,533 | SY | \$0.45 | \$9,239.85            |
| <b>TOTAL BASE BID</b> |                                                    |        |    |        | <b>\$1,940,000.00</b> |

| ITEM NO. | BID OPTION #1                                                                                            | BID OPTION #1 QTY | BID UNIT | BID UNIT PRICE | BID AMOUNT  |
|----------|----------------------------------------------------------------------------------------------------------|-------------------|----------|----------------|-------------|
| 1-1      | Mobilization                                                                                             | 1                 | LS       | \$33,852.90    | \$33,852.90 |
| 1-2      | Clearing and Grubbing (Approx. 3 Acres)                                                                  | 1                 | LS       | \$6,500.00     | \$6,500.00  |
| 1-3      | Unclassified Excavation                                                                                  | 2,057             | CY       | \$6.50         | \$13,370.50 |
| 1-4      | Borrow Material                                                                                          | 8,600             | CY       | \$10.00        | \$86,000.00 |
| 1-5      | Top Soil from Stockpiles                                                                                 | 423               | CY       | \$12.00        | \$5,076.00  |
| 1-6      | 424A Superpave Bituminous Asphalt Wearing Surface Layer, 1/2" Maximum Aggregate Size Mix, Esal Range C/D | 433               | TONS     | \$95.00        | \$41,135.00 |
| 1-7      | 424B Superpave Bituminous Asphalt Upper Binder Layer, 3/4" Maximum Aggregate Size Mix, Esal Range C/D    | 794               | TONS     | \$80.00        | \$63,520.00 |
| 1-8      | Crushed Aggregate Base Course, Type B, Plant Mixed, 6.0" Compacted Thickness                             | 5,739             | SY       | \$8.30         | \$47,633.70 |
| 1-9      | 405A Tack                                                                                                | 535               | GAL      | \$3.70         | \$1,979.50  |
| 1-10     | Concrete Curb Stops                                                                                      | 55                | EA       | \$175.00       | \$9,625.00  |

6/5/2026

**ATTACHMENT "A1"  
DITTO LANDING EVENT SPACE PARKING LOT  
Project No. 71-26-SP36**

**UNIT BID SHEET**

|                            |                                                                                 |       |      |             |                     |
|----------------------------|---------------------------------------------------------------------------------|-------|------|-------------|---------------------|
| 1-11                       | 4" Solid Yellow Traffic Stripe, Paint (Parking lot Stripe)                      | 205   | LF   | \$1.50      | \$307.50            |
| 1-12                       | 4" Solid White Traffic Stripe, Paint (Parking lot Stripe)                       | 2,699 | LF   | \$1.50      | \$4,048.50          |
| 1-13                       | White Traffic Control Markings                                                  | 35    | SF   | \$2.50      | \$87.50             |
| 1-14                       | R1-1 Stop Sign and Post City Traffic Engineering Standards                      | 1     | EA   | \$350.00    | \$350.00            |
| 1-15                       | Bermuda Sod (In-Place)                                                          | 549   | SY   | \$8.00      | \$4,392.00          |
| 1-16                       | Class 1 Rip Rap (In-Place)                                                      | 1,000 | TONS | \$28.75     | \$28,750.00         |
| 1-17                       | Filter Fabric                                                                   | 800   | SY   | \$2.80      | \$2,240.00          |
| 1-18                       | TYPE "B" Silt Fence (includes materials, installation, maintenance and removal) | 315   | LF   | \$4.30      | \$1,354.50          |
| 1-19                       | Parking Lot Light System, Includes all incidentals, Complete In-Place           | 1     | LS   | \$22,000.00 | \$22,000.00         |
| 1-20                       | Subgrade Scarification and Re-Compaction, 24" Deep                              | 6,172 | SY   | \$0.45      | \$2,777.40          |
| <b>TOTAL BID OPTION #1</b> |                                                                                 |       |      |             | <b>\$375,000.00</b> |

ATTACHMENT "A1"  
DITTO LANDING EVENT SPACE PARKING LOT  
Project No. 71-26-SP36

6/5/2026

UNIT BID SHEET

ALL ITEMS SHALL BE CONSIDERED IN-PLACE.  
PRICES SHALL INCLUDE ALL LABOR,  
EQUIPMENT, MATERIALS, AND REMOVALS AS  
REQUIRED FOR CONSTRUCTION OF THE REQUIRED  
WORK.

COMPANY Rogers Group, Inc.  
SIGNATURE [Signature]  
DATE June 5, 2026

## ATTACHMENT "B"

PROPOSAL

TO: THE CITY OF HUNTSVILLE

City Hall  
305 Fountain Circle  
Huntsville, Alabama

PROPOSAL OF Rogers Group, Inc.

(NAME)

2512 Triana Blvd. SW, Huntsville AL 35805

(ADDRESS)

TO MAKE CERTAIN IMPROVEMENTS ENTITLED:

**DITTO LANDING EVENT SPACE PARKING LOT  
PROJECT # 71-26-SP36**

FOR THE CITY OF HUNTSVILLE, ALABAMA.

**GENTLEMEN:**

The undersigned bidder has carefully examined the drawings or plans, bid documents, the specifications, the general requirements, the supplement to general requirements, the general terms and conditions, this proposal, the agreement, together with any addenda thereto, and agrees to furnish and deliver all the materials, and to do and perform all the work and labor required to be furnished and delivered, done and performed in and about the improvements as described above and in accordance with certain specifications prepared and approved by the OWNER (City of Huntsville, Alabama). It is **MANDATORY** that any and all addenda be acknowledged by the undersigned bidder on Attachment "C" which must be submitted with bid package; otherwise, bid shall be rejected.

The undersigned bidder understands that when unit prices are called for, the quantities shown herein are approximate only and are subject to increase or decrease, and offers to do the work whether the quantities are increased, or decreased, at the unit prices stated in the following schedule. The undersigned bidder also understands that when lump sum bids are called for, he will be required to furnish all equipment, labor, materials and other items or cost to construct a complete facility. The undersigned bidder further understands that any deletions or additions designated on the outside of the bid envelope, must indicate the particular bid item relative to the deletion or addition, even if the deletion or addition references to deduct or add to the Total Base Bid. Any bids received that are unsealed will be immediately rejected.

Contractors are authorized to download quantities, Attachment "A", or quantity revisions from COH Engineering website and paste to a thumb/flash drive of their choice which must be submitted with the original bid packet. In addition, two hard copies must be signed and submitted with original bid packet. Failure to do so may be cause for rejection of bid. The City reserves the right to reject any altered bid resulting from altering the bid thumb/flash drive in any manner. If a price discrepancy is found on the thumb/flash drive, or the correct version of bid quantities is not submitted on the thumb/flash drive which corresponds to the printed hard copies, then printed hard copy prices submitted with original bid documents, with Contractor signature, will prevail.

Certificates of Insurance are required naming the City as the Certificate Holder. Also; the name of the project and project number should be included on the certificate. The Certificates should reflect the insurance coverage required herein. In addition, a copy of the policy may be requested upon award. Certificates signed using digital signatures will not be accepted unless accompanied by a written statement from the insurance/surety company indicating that their electronic signature is intended as their signature. The Certificates are to be signed by a person authorized by the Insurer to bind coverage on its behalf and must indicate coverage will not be canceled or non-renewed except after thirty (30) days prior written notice to the City at the following address: City of Huntsville, P.O. Box 308, Huntsville, Alabama 35804 ATTN: Mary Ridgeway.

The undersigned bidder understands that the Contract Time for completion of all work is two hundred seventy (270) calendar days.

DITTO LANDING EVENT SPACE PARKING LOT  
PROJECT # 71-26-SP36  
PAGE TWO

THE UNDERSIGNED BIDDER ALSO AGREES AS FOLLOWS:

All bonds must be approved by the Mayor and the Clerk-Treasurer of the City of Huntsville. Within fifteen (15) days after the date of acceptance of this proposal by City Council action, the contractor shall execute the contract and furnish to the OWNER a payment (labor and material) bond and a performance bond, each in the amount of 100% of the contract amount. No contract extension will be allowed for delays in the issuance of the notice to proceed that are a result of the contractor failing to submit the required items within the 15 days.

It is further understood and agreed that the Contractor shall commence work to be performed under this contract within fifteen (15) days from the date of this contract, unless otherwise instructed in writing by the OWNER. All work shall be carried on continuously to completion.

Accompanying this proposal is a certified check or bid bond in the amount of not less than five percent (5%) of the total amount shown on the schedule of prices not exceeding \$10,000.00 payable to the City of Huntsville, Alabama, which is to be forfeited, as liquidated damages, if, in the event that his proposal is accepted, the undersigned shall fail to execute the contract and furnish a satisfactory contract bond under the conditions and within the time specified in this proposal; otherwise, said certified check or bid bond is to be returned to the undersigned.

DATED: \_\_\_\_\_ May 22 \_\_\_\_\_, 20 26 .

-----  
(IF AN INDIVIDUAL, PARTNERSHIP, OR NON-INCORPORATED ORGANIZATION)  
SIGNATURE OF BIDDER \_\_\_\_\_

BY \_\_\_\_\_

ADDRESS OF BIDDER \_\_\_\_\_

NAMES AND ADDRESSES OF MEMBERS OF THE FIRM:

\_\_\_\_\_  
\_\_\_\_\_

OUR CONTRACTOR'S STATE LICENSE NO. IS 14069

-----  
(IF A CORPORATION)  
SIGNATURE OF BIDDER David South

BY David South - Controller, Alabama

BUSINESS ADDRESS 2512 Triana Blvd. SW, Huntsville AL 35805

INCORPORATED UNDER THE LAWS OF THE STATE OF Indiana

NAMES                      PRESIDENT Jimmy Patton, President and CEO

OF                              ~~SECRETARY~~ Tim Gorman - Vice-President

OFFICERS                    ~~TREASURER~~ David South - Controller, Alabama

**MANDATORY ACKNOWLEDGEMENT OF ADDENDA:** Addenda will only be emailed to those bidders who attend and have signed in at the pre-bid meeting. Acknowledgement of receipt of addenda is mandatory using Attachment "C" and attachment must be submitted with bid package. Failure to do so shall be cause for rejection of the bid. It is the responsibility of all bidders to refer to the website for any updates.

ATTACHMENT "C"

DITTO LANDING EVENT SPACE PARKING LOT  
PROJECT # 71-26-SP36

MANDATORY ACKNOWLEDGEMENT OF ADDENDA

Acknowledgement of receipt of Addenda is Mandatory. Failure to acknowledge receipt/download from website shall be cause for rejection of the bid. By signing below, Bidder acknowledges receipt of Addenda and the date received.

| <u>ADDENDUM NO.</u> | <u>DATE RECEIVED/DOWNLOADED FROM WEBSITE (if applicable)</u> |
|---------------------|--------------------------------------------------------------|
| 1                   | May 11, 2026                                                 |
| 2                   | May 15, 2026                                                 |
| 3                   | May 19, 2026                                                 |
| 4                   | May 21, 2026                                                 |
| 5                   | June 3, 2026                                                 |
| 6                   | June 3, 2026                                                 |

COMPANY Rogers Group, Inc.

SIGNATURE   
David South

TITLE Controller- Alabama

DATE May 22, 2026

**ATTACHMENT "D"**

**DITTO LANDING EVENT SPACE PARKING LOT  
PROJECT # 71-26-SP36**

**SUBCONTRACTOR'S LISTING**

All subcontractors must be approved in writing by Owner. Any additional subcontractors needed during the contract period shall be approved by written letter from the Owner. Contractor shall immediately notify Mary Ridgeway via email at [mary\\_ridgeway@huntsvilleal.gov](mailto:mary_ridgeway@huntsvilleal.gov) and the Owner's project inspector of any changes to subcontractor list for the duration of the project.

| <u>TASKS TO BE PERFORMED</u>                | <u>SUBCONTRACTOR NAME</u>      | <u>LICENSE NO.</u> | <u>ADDRESS</u>                       | <u>ITEM #'S OF WORK TO BE PERFORMED</u> |
|---------------------------------------------|--------------------------------|--------------------|--------------------------------------|-----------------------------------------|
| Surveying/Layout                            |                                |                    |                                      |                                         |
| Permitting                                  |                                |                    |                                      |                                         |
| Clearing & Grubbing                         | Milam Logging, Inc.            | 1001316            | 700 Esslinger Dr, Gurley, AL 35748   | 2, 1-2                                  |
| Erosion Control                             |                                |                    |                                      |                                         |
| Traffic Control                             |                                |                    |                                      |                                         |
| Excavation                                  |                                |                    |                                      |                                         |
| Concrete                                    |                                |                    |                                      |                                         |
| Storm Drainage                              |                                |                    |                                      |                                         |
| Sanitary Sewer                              |                                |                    |                                      |                                         |
| Shoring/Monitoring                          |                                |                    |                                      |                                         |
| Retaining Walls                             |                                |                    |                                      |                                         |
| Bridges                                     |                                |                    |                                      |                                         |
| Railroads                                   |                                |                    |                                      |                                         |
| Traffic (signals, loops)                    |                                |                    |                                      |                                         |
| Street Lights                               | Big River Electric, Inc.       | 41501              | 5945 US-72, Killen, AL 35645         | 35, 36, 40, 1-19                        |
| Electrical                                  |                                |                    |                                      |                                         |
| Water                                       |                                |                    |                                      |                                         |
| Asphalt                                     |                                |                    |                                      |                                         |
| Landscaping (Trees, grassing)               | Water Water Everywhere         | 23259              | 214 Lenwood Rd,<br>Decatur, AL 35603 | 30,37,41-48, 50<br>1-15                 |
| Irrigation                                  | Water Water Everywhere         | 23259              |                                      | 49                                      |
| Striping                                    | Southern Sealing Services, LLC | 50980              | 4323 Spartacus Dr, Hsv, AL35805      | 18-24,38,1-10,1-14                      |
| Sewer Testing                               |                                |                    |                                      |                                         |
| Guardrails                                  |                                |                    |                                      |                                         |
| Handrails                                   |                                |                    |                                      |                                         |
| Painting                                    |                                |                    |                                      |                                         |
| Special (fencing, benches, dewatering etc.) |                                |                    |                                      |                                         |
| Mechanical                                  |                                |                    |                                      |                                         |
| SCADA                                       |                                |                    |                                      |                                         |
| Other                                       |                                |                    |                                      |                                         |

**ATTACHMENT "E"**

**DITTO LANDING EVENT SPACE PARKING LOT  
PROJECT #71-26-SP36**

Contractor shall provide at least five (5) references including NAME OF PROJECT, Owner Name, address, phone number and contact name that demonstrates contractor's ability on similar projects.

1. City of Huntsville 4<sup>th</sup> Avenue Streetscape Improvements  
320 Fountain Circle  
Huntsville, Alabama 35801  
POC: Kathy Martin, Phone: (256) 535-2489
  
2. City of Huntsville Old Gurley Road Improvements(The Commons)  
320 Fountain Circle  
Huntsville, Alabama 35801  
POC: Toneka Lindsey, Phone: (256) 535-2489
  
3. City of Huntsville Periodic Bid for Drainage  
320 Fountain Circle  
Huntsville, Alabama 35801  
POC: Kathy Martin, Phone: (256) 535-2489
  
4. City of Huntsville Periodic Bid for Various Construction Projects  
320 Fountain Circle  
Huntsville, Alabama 35801  
POC: Kathy Martin, Phone: (256) 535-2489
  
5. City of Huntsville Pratt Avenue Box Culvert  
320 Fountain Circle  
Huntsville, Alabama 35801  
POC: Alan Clements, Phone: (256) 535-2489

**ATTACHMENT "F"**

Pre-bid meeting to be held on Tuesday, May 12, 2026, at 10:00 am, at City Hall, on the 6th Floor in Training Room 624 at 305 Fountain Circle, Huntsville, AL 35801.

**NOTICE TO CONTRACTORS**

**WANTED:** Sealed bids in duplicate for the construction of: Ditto Landing Event Space Parking Lot, more particularly known as Project No. 71-26-SP36.

Description of Project: The Ditto Landing Event Center Parking Improvements project includes the construction of a 450-space parking lot and an additional borrow pond. The project also involves relocating approximately 450 feet of the existing greenway, along with installing lighting, irrigation, and landscaping

The attention of all bidders is called to Code of Alabama §§ 34-8-1 and 34-8-2 (1975) and 34-8-1, 34-8-2, 34-8-4, 34-8-6, 34-8-7, 34-8-8 and 34-8-9 (amended 1996) setting forth the definition of general contractor and the licensing procedures and requirements for state licensing. A copy of the above Codes may be obtained from the OWNER (City of Huntsville). No one is entitled to bid and no contract may be awarded to anyone who does not possess a valid general contractor's license and the required classification for the municipal type work to be performed. The general contractor's license and classification must appear on the outside of the bid envelope along with the general contractor's name and address, project name and number and date and time of bid opening. Section 39-3-5 Code of Alabama has been amended as follows:

"In awarding the Contract, preference will be given to Alabama resident contractors and a nonresident bidder domiciled in a state having laws granting preference to local contractors shall be awarded the Contract only on the same basis as the nonresident bidder's state awards contracts to Alabama contractors bidding under similar circumstances."

This project Ditto Landing Event Space Parking Lot more particularly known as Project No. 71-26-SP36 requires the contractor to possess a State of Alabama Classification of (HS) Highways & Streets or (MU) Municipal & Utility.

After proposals are opened and read, they will be compared on the basis of the summation of the products or approximate quantities shown in Attachment "A", multiplied by the unit bid prices. In the event of a discrepancy between unit bid prices and extensions, the unit bid price shall govern. A proposal will not be considered unless signed by the bidder or his authorized agent and accompanied by cashier's check or properly signed bid bond, as required by law.

In determining the successful bidder, the Owner will consider in addition to the bid prices, such responsibility factors as characteristics and responsibility, skill, experience, record of integrity in business, and of performance offered and past record of performance on Owner contracts on other similar projects. Any other factors not specifically mentioned or provided for herein, in addition to that of the bid price which would affect the final cost of the Owner, will be taken into consideration in making award of contract. The right is reserved to reject any bid where investigation of the business and technical organization of the bidder available for the contemplated work, including financial resources, equipment, and experience on similar projects does not satisfy the Owner that such bidder is qualified to perform the work. The City Council of the City of Huntsville reserves the right to reject any and all bids and to waive informalities.

Separate sealed bids for the construction of this project will be received at City Hall, 305 Fountain Circle, on the 6th Floor, in Training Room 624, on the 22nd day of May, 2026, until 10:00 a.m. Bids may be sent via Air Courier, Delivery or Messenger Service, mailed by United States Postal Service, or hand delivered to Attention: Engineering Procurement and Contracts Coordinator, to the City of Huntsville City Hall, 305 Fountain Circle, Huntsville, AL 35801. Delivery by any of these means must be received before 5:00 p.m. CST on the day prior to the bid opening. After 5:00 p.m. CST on the day prior to the date of the bid opening, bids must be hand delivered and presented at the bid opening. All bids received after 10:00:00 a.m. CST on the noted bid date will be returned unopened.

Each bid shall be accompanied by an original signed, dated and sealed Bid Bond in the amount of not less than five percent (5%) of the total shown on the schedule of prices, but not exceeding \$10,000.00. Quantities are known as Attachment "A". No bidder may withdraw his bid within ninety (90) days after the actual date of opening.

These Addenda, Special Provisions, Plans, the Supplement to General Requirements for Construction of Public Improvements City of Huntsville Specifications, Standard Specifications for Construction of Public Improvements Contract Projects and all supplementary documents are essential parts of the contract, and a requirement occurring in one is as binding as though occurring in all. They are intended to be complimentary and to describe and provide for a complete work. Contract Document Order of Precedence shall be as follows:

1. Addenda
2. General Requirements (Instructions to Bidders and Bid Proposal including Attachments)
3. Supplement to General Requirements
4. Drawings / City of Huntsville Standard Specifications for Construction of Public Improvements Contract Projects 1991

5. Supplemental Specifications (Earthwork, Chain Link Fences, and Gates)
6. Special Conditions
7. Current ALDOT Specifications

Standard Specifications for Construction of Public Improvements Contract Projects and Engineering Standards are available at no charge by downloading from the City Engineering website: <http://www.huntsvilleal.gov/government/departments/engineering-department/>. Plans and proposals can be downloaded from our website at no cost: <https://www.huntsvilleal.gov/business/bid-a-project/rfp/>. Contractors will be responsible for costs of duplicating their own plans and can choose photocopying facility of their choice. Additionally, Contractors are responsible for checking website for any revisions/updates. Contractor is required to submit pricing, provided by the COH (Attachment "A") and made available for download from the Engineering website, on a thumb/flash drive (preferably in a live/flash drive format) in the Excel format. The thumb/flash drive (preferably in a live/flash drive format) must be in working condition and included with original bid packet and reflect the correct revision, along with two signed hard copies. Bid must be submitted from the file (Quantities) provided and downloaded from the City of Huntsville's website. Failure to do so may be cause for rejection of bid. The City reserves the right to reject any altered bid resulting from altering the thumb/flash drive in any manner. If a price discrepancy is found on the thumb/flash drive, or the correct version of bid quantities is not submitted on the thumb/flash drive, which corresponds to the printed hard copy, then printed hard copy prices submitted with original bid documents, with Contractor signature, will prevail. All bids must be SEALED before submittal at the bid opening. Any bids received that are not sealed will be immediately rejected.

#### E-VERIFY – NOTICE

The Beason-Hammon Alabama Taxpayer and Citizen Protection Act, Act No. 2011-535, Code of Alabama (1975) § 31-13-1 through 31-13-30 (also known as and hereinafter referred to as "the Alabama Immigration Act") as amended by Act No. 2012-491 on May 16, 2012 is applicable to all competitively bid contracts with the City of Huntsville. As a condition for the award of a contract and as a term and condition of the contract with the City of Huntsville, in accordance with § 31-13-9 (a) of the Alabama Immigration Act, as amended, any business entity or employer that employs one or more employees shall not knowingly employ, hire for employment, or continue to employ an unauthorized alien within the State of Alabama. During the performance of the contract, such business entity or employer shall participate in the E-Verify program and shall verify every employee that is required to be verified according to the applicable federal rules and regulations. The business entity or employer shall assure that these requirements are included in each subcontract in accordance with §31-13-9(c). Failure to comply with these requirements may result in breach of contract, termination of the contract or subcontract, and possibly suspension or revocation of business licenses and permits in accordance with §31-13-9 (e) (1) & (2). Code of Alabama (1975) § 31-13-9 (k) requires that the following clause be included in all City of Huntsville contracts that have been competitively bid and is hereby made a part of this contract:

**"By signing this contract the contracting parties affirm, for the duration of the agreement, that they will not violate federal immigration law or knowingly employ, hire for employment, or continue to employ an unauthorized alien within the State of Alabama. Furthermore, a contracting party found to be in violation of this provision shall be deemed in breach of the agreement and shall be responsible for all damages resulting therefrom."**

Contractor's E-Verify Memorandum of Understanding shall be a part of the contract bid documents and shall be submitted with the bid package.

**ALABAMA IMMIGRATION ACT (Beason-Hammon Alabama Taxpayer and Citizen Protection Act, Act No. 2011-535, Code of Alabama (1975)**

Compliance with the requirements of the (Beason-Hammon Alabama Taxpayer and Citizen Protection Act, Act No. 2011-535, Code of Alabama (1975) § 31-13-1 through 31-13-30, as amended by Alabama Act 2012-241, commonly referred to as the Alabama Immigration Law, is required for City of Huntsville, Alabama contracts that are competitively bid as a condition of the contract performance. The Contractor shall submit in the bid package, with the requested information included on the form, the "City of Huntsville, Alabama Report of Ownership Form" listed in the bid proposal as Attachment "I". The bidder selected for award of the contract may be required to complete additional forms relating to citizenship or alien status of the bidder and its employees, including e-verify information, prior to award of a contract.

#### ALABAMA ACT 2016-312

**"In accordance with Alabama Act 2016-312 as adopted and approved on May 5, 2016, on behalf of \_\_\_\_\_ (insert name of business) I do hereby certify and represent that this business is not currently engaged in, and will not engage in, the boycott of a person or an entity based in or doing business with a jurisdiction with which this state can enjoy open trade.**

\_\_\_\_\_  
Title: \_\_\_\_\_  
(Signature of authorized individual) "

Advertise Date: 5/6/26

**ATTACHMENT "G"  
SAMPLE FORM**

**REQUEST FOR PAYMENT  
CITY OF HUNTSVILLE ENGINEERING DIVISION**

PROJECT NAME AND NUMBER: \_\_\_\_\_

ESTIMATE NUMBER: \_\_\_\_\_ PERIOD FROM: \_\_\_\_\_ TO \_\_\_\_\_

CONTRACT DURATION \_\_\_\_\_ DAYS  
START DATE: \_\_\_\_\_ END DATE: 1/0/00 TOTAL CONTRACT TIME (3) 0 DAYS

TIME C.O. # 1 \_\_\_\_\_  
TIME C.O. # 2 \_\_\_\_\_ CONTRACT DAYS REMAINING 0  
TIME C.O. # 3 \_\_\_\_\_

TOTAL CONTRACT AMOUNT (1) AS AWARDED \$ \_\_\_\_\_ CURRENT \$ \_\_\_\_\_

C.O. # 1 \$ \_\_\_\_\_  
C.O. # 2 \$ \_\_\_\_\_  
C.O. # 3 \$ \_\_\_\_\_

TOTAL AMOUNT EARNED TO DATE LESS STORED MATERIALS (2): \$ \_\_\_\_\_

MATERIAL STORED (INVOICE ATTACHED) \$ \_\_\_\_\_

RETAINAGE (5%) OF 50% OF CONTRACT \$ \_\_\_\_\_

AMOUNT EARNED AFTER RETAINAGE \$ \_\_\_\_\_

LIQUIDATED DAMAGES PER DAY 200\*

LIQUIDATED DAMAGES ASSESSED TO DATE: \_\_\_\_\_

TOTAL AMOUNT PREVIOUSLY APPROVED TO DATE: \$ \_\_\_\_\_

**AMOUNT DUE THIS ESTIMATE WITHOUT LIQUIDATED DAMAGES** \$ \_\_\_\_\_

Amount is in accordance with ALDOT and COH specifications and is based on the contract amount before change orders.

Damages, if applicable, will automatically be calculated by subtracting the contract end date from the invoice period end date and multiplying the days by the daily damages amount. Damages will automatically be deducted from amounts otherwise due.

A: % OF TIME ELAPSED: TIME ELAPSED TO DATE \_\_\_\_\_ DAYS =  
TOTAL CONTRACT TIME (3) 0 DAYS

B: PROJECT COMPLETION: TOTAL EARNED TO DATE (2) - = #DIV/0!  
TOTAL CONTRACT AMOUNT -

C: PROGRESS OF WORK: B - A =

**CONTRACTORS CERTIFICATE**

\_\_\_\_\_, the duly qualified, acting and authorized agent for the contractor \_\_\_\_\_ on the above project, do hereby certify that we have performed all of the work set forth in strict accordance with the plans, specifications, laws and ordinances applicable thereto, and do further certify that all labor, materials and equipment listed herein have been paid for in full as allowed on all prior estimates and if requested to do so, we will show evidence of payment for the same in writing before the final payment of this estimate. We further certify (if this is the final estimate) that the amount received hereunder is considered compensation and final payment in full for all work performed under the contract, including any amendments thereto and, upon payment of said sum, hereby release the Owner, its employees, agents, and representatives in accordance with said contract. We further certify that we fully guarantee all work performed hereunder for a period of twelve months from the date of payment of the final estimate (in accordance with the terms of our original contract and all amendments thereto), during which time all terms and conditions of the original contract document shall remain in full force and effect, including the insurance requirements, Hold Harmless Agreement, and Indemnifying Agreement as contained in said contract documents.

CERTIFIED FOR PAYMENT ON THIS THE \_\_\_\_\_ DAY OF \_\_\_\_\_

BY: \_\_\_\_\_ CONTRACTOR: \_\_\_\_\_

TITLE: \_\_\_\_\_

SIGNED: \_\_\_\_\_ WITNESS: \_\_\_\_\_ SIGNATURE

We have checked the quantities and extensions to this estimate, and to the best of our knowledge, the estimate is true and correct.

**APPROVED FOR PAYMENT**

BY: \_\_\_\_\_ CONSTRUCTION INSPECTOR

BY: \_\_\_\_\_ KATHY MARTIN, CITY ENGINEER  
OR LYNN MAJORS, ADMINISTRATIVE OFFICER

BY: \_\_\_\_\_ PROJECT ENGINEER

IF FINAL ESTIMATE, DATE WORK WAS COMPLETED: \_\_\_\_\_

## **ATTACHMENT "H"**

All vendors/contractors are required to submit a Federal Tax Form W-9 to City of Huntsville at the time a contract is awarded, unless vendor/contractor is already registered and doing business with the City. No payments of invoices can be made until this W-9 Tax Form has been properly submitted. A copy of the W-9 Tax Form can be obtained at the following website: [www.irs.ustreas.gov/pub/irs-pdf/fw9.pdf](http://www.irs.ustreas.gov/pub/irs-pdf/fw9.pdf)

ATTACHMENT "I"

CITY OF HUNTSVILLE, ALABAMA REPORT OF OWNERSHIP FORM

A. General Information. Please provide the following information:

- Legal name(s) (include "doing business as", if applicable): Rogers Group, Inc.
City of Huntsville current taxpayer identification number (if available): 26025

B. Type of Ownership. Please complete the un-shaded portions of the following chart by checking the appropriate box below and entering the appropriate Entity I.D. Number, if applicable (for an explanation of what an entity number is, please see paragraph C below):

Table with 2 columns: Type of Ownership (check appropriate box) and Entity I. D. Number & Applicable State. Rows include Individual or Sole Proprietorship, General Partnership, Limited Partnership (LP), Limited Liability Partnership (LLP), Limited Liability Company (LLC) (Single Member), LLC (Multi-Member), Corporation (checked), and Other, please explain:.

C. Entity I.D. Numbers. If an Entity I.D. Number is required and if the business entity is registered in this state, the number is available through the website of Alabama's Secretary of State at: www.sos.state.al.us/...

D. Formation Documents. Please note that, with regard to entities, the entity's formation documents, including articles or certificates of incorporation, organization, or other applicable formation documents, as recorded in the probate records of the applicable county and state of formation, are not required unless: (1) specifically requested by the City, or (2) an Entity I.D. Number is required and one has not been assigned or provided.

Please date and sign this form in the space provided below and either write legibly or type your name under your signature. If you are signing on behalf of an entity please insert your title as well.
Signature: [Handwritten Signature] Title (if applicable): Controller- Alabama
Type or legibly write name: David South Date: May 22, 2026



Employment Eligibility Verification

Full Name: Connie Edwards

USCIS ID: CDDV5206

Last Refresh: 05/01 PM 01:30/2012

Log Out



Click any icon for help

- Home
- My Cases
- New Case
- View Cases
- Search Cases
- My Profile
- Edit Profile
- Change Password
- Change Security Questions
- My Company
- Edit Company Profile
- Add New User
- View Existing Users
- Close Company Account
- My Reports
- View Reports
- My Resources
- View Essential Resources
- Take Tutorial
- View User Manual
- Contact Us

### Company Information

Company Name: Rogers Group, Inc

Company ID Number: 362097

Doing Business As (DBA) Name: Rogers Group, Inc

DUNS Number: 057913287

[View / Edit](#)

#### Physical Location:

Address 1: 421 Great Circle Road

Address 2:

City: Nashville

State: TN

Zip Code: 37228

County: DAVIDSON

#### Mailing Address:

Address 1: P O Box 25250

Address 2:

City: Nashville

State: TN

Zip Code: 37202

#### Additional Information:

Employer Identification Number: 351418333

Total Number of Employees: 1,000 to 2,499

Parent Organization: Rogers Group, Inc

Administrator:

Organization Designation:

Employer Category: Federal Contractor with FAR E-Verify Clause

Federal Contractor Category: None of these categories apply

Employees being verified: All new hires and all existing employees assigned to a Federal contract

NAICS Code: 212 - MINING (EXCEPT OIL AND GAS)

[View / Edit](#)

Total Hiring Sites: 01

[View / Edit](#)

Total Points of Contact: 2

[View / Edit](#)

[View MOU](#)



Company ID Number: 362997

**THE E-VERIFY PROGRAM FOR EMPLOYMENT VERIFICATION  
MEMORANDUM OF UNDERSTANDING**

**ARTICLE I**

**PURPOSE AND AUTHORITY**

This Memorandum of Understanding (MOU) sets forth the points of agreement between the Department of Homeland Security (DHS) and Rogers Group, Inc. (Employer) regarding the Employer's participation in the Employment Eligibility Verification Program (E-Verify). This MOU explains certain features of the E-Verify program and enumerates specific responsibilities of DHS, the Social Security Administration (SSA), and the Employer. E-Verify is a program that electronically confirms an employee's eligibility to work in the United States after completion of the Employment Eligibility Verification Form (Form I-9). For covered government contractors, E-Verify is used to verify the employment eligibility of all newly hired employees and all existing employees assigned to Federal contracts or to verify the entire workforce if the contractor so chooses.

Authority for the E-Verify program is found in Title IV, Subtitle A, of the Illegal Immigration Reform and Immigrant Responsibility Act of 1996 (IIRIRA), Pub. L. 104-208, 110 Stat. 3009, as amended (8 U.S.C. § 1324a note). Authority for use of the E-Verify program by Federal contractors and subcontractors covered by the terms of Subpart 22.18, "Employment Eligibility Verification", of the Federal Acquisition Regulation (FAR) (hereinafter referred to in this MOU as a "Federal contractor with the FAR E-Verify clause") to verify the employment eligibility of certain employees working on Federal contracts is also found in Subpart 22.18 and in Executive Order 12989, as amended.

**ARTICLE II**

**FUNCTIONS TO BE PERFORMED**

**A. RESPONSIBILITIES OF SSA**

1. SSA agrees to provide the Employer with available information that allows the Employer to confirm the accuracy of Social Security Numbers provided by all employees verified under this MOU and the employment authorization of U.S. citizens.
2. SSA agrees to provide to the Employer appropriate assistance with operational problems that may arise during the Employer's participation in the E-Verify program. SSA agrees to provide the Employer with names, titles, addresses, and telephone numbers of SSA representatives to be contacted during the E-Verify process.
3. SSA agrees to safeguard the information provided by the Employer through the E-Verify program procedures, and to limit access to such information, as is appropriate by law, to individuals responsible for the verification of Social Security Numbers and for evaluation of the E-Verify program or such other persons or entities who may be authorized by SSA as governed



Company ID Number: 362997

by the Privacy Act (5 U.S.C. § 552a), the Social Security Act (42 U.S.C. 1306(a)), and SSA regulations (20 CFR Part 401).

4. SSA agrees to provide a means of automated verification that is designed (in conjunction with DHS's automated system if necessary) to provide confirmation or tentative nonconfirmation of U.S. citizens' employment eligibility within 3 Federal Government work days of the initial inquiry.

5. SSA agrees to provide a means of secondary verification (including updating SSA records as may be necessary) for employees who contest SSA tentative nonconfirmations that is designed to provide final confirmation or nonconfirmation of U.S. citizens' employment eligibility and accuracy of SSA records for both citizens and non-citizens within 10 Federal Government work days of the date of referral to SSA, unless SSA determines that more than 10 days may be necessary. In such cases, SSA will provide additional verification instructions.

#### B. RESPONSIBILITIES OF DHS

1. After SSA verifies the accuracy of SSA records for employees through E-Verify, DHS agrees to provide the Employer access to selected data from DHS's database to enable the Employer to conduct, to the extent authorized by this MOU:

- Automated verification checks on employees by electronic means, and
- Photo verification checks (when available) on employees.

2. DHS agrees to provide to the Employer appropriate assistance with operational problems that may arise during the Employer's participation in the E-Verify program. DHS agrees to provide the Employer names, titles, addresses, and telephone numbers of DHS representatives to be contacted during the E-Verify process.

3. DHS agrees to make available to the Employer at the E-Verify Web site and on the E-Verify Web browser, instructional materials on E-Verify policies, procedures and requirements for both SSA and DHS, including restrictions on the use of E-Verify. DHS agrees to provide training materials on E-Verify.

4. DHS agrees to provide to the Employer a notice, which indicates the Employer's participation in the E-Verify program. DHS also agrees to provide to the Employer anti-discrimination notices issued by the Office of Special Counsel for Immigration-Related Unfair Employment Practices (OSC), Civil Rights Division, U.S. Department of Justice.

5. DHS agrees to issue the Employer a user identification number and password that permits the Employer to verify information provided by employees with DHS's database.

6. DHS agrees to safeguard the information provided to DHS by the Employer, and to limit access to such information to individuals responsible for the verification of employees' employment eligibility and for evaluation of the E-Verify program, or to such other persons or entities as may be authorized by applicable law. Information will be used only to verify the accuracy of Social Security Numbers and employment eligibility, to enforce the Immigration and



Company ID Number: 362997

Nationality Act (INA) and Federal criminal laws, and to administer Federal contracting requirements.

7. DHS agrees to provide a means of automated verification that is designed (in conjunction with SSA verification procedures) to provide confirmation or tentative nonconfirmation of employees' employment eligibility within 3 Federal Government work days of the initial inquiry.

8. DHS agrees to provide a means of secondary verification (including updating DHS records as may be necessary) for employees who contest DHS tentative nonconfirmations and photo non-match tentative nonconfirmations that is designed to provide final confirmation or nonconfirmation of the employees' employment eligibility within 10 Federal Government work days of the date of referral to DHS, unless DHS determines that more than 10 days may be necessary. In such cases, DHS will provide additional verification instructions.

### C. RESPONSIBILITIES OF THE EMPLOYER

1. The Employer agrees to display the notices supplied by DHS in a prominent place that is clearly visible to prospective employees and all employees who are to be verified through the system.

2. The Employer agrees to provide to the SSA and DHS the names, titles, addresses, and telephone numbers of the Employer representatives to be contacted regarding E-Verify.

3. The Employer agrees to become familiar with and comply with the most recent version of the E-Verify User Manual.

4. The Employer agrees that any Employer Representative who will perform employment verification queries will complete the E-Verify Tutorial before that individual initiates any queries.

A. The Employer agrees that all Employer representatives will take the refresher tutorials initiated by the E-Verify program as a condition of continued use of E-Verify.

B. Failure to complete a refresher tutorial will prevent the Employer from continued use of the program.

5. The Employer agrees to comply with current Form I-9 procedures, with two exceptions:

- If an employee presents a "List B" identity document, the Employer agrees to only accept "List B" documents that contain a photo. (List B documents identified in 8 C.F.R. § 274a.2(b)(1)(B) can be presented during the Form I-9 process to establish identity.) If an employee objects to the photo requirement for religious reasons, the Employer should contact E-Verify at 888-464-4218.

- If an employee presents a DHS Form I-551 (Permanent Resident Card) or Form I-766 (Employment Authorization Document) to complete the Form I-9, the Employer agrees to make a photocopy of the document and to retain the photocopy with the employee's Form I-9. The photocopy must be of sufficient quality to allow for verification of the photo



Company ID Number: 362997

and written information. The employer will use the photocopy to verify the photo and to assist DHS with its review of photo non-matches that are contested by employees. Note that employees retain the right to present any List A, or List B and List C, documentation to complete the Form I-9. DHS may in the future designate other documents that activate the photo screening tool.

6. The Employer understands that participation in E-Verify does not exempt the Employer from the responsibility to complete, retain, and make available for inspection Forms I-9 that relate to its employees, or from other requirements of applicable regulations or laws, including the obligation to comply with the antidiscrimination requirements of section 274B of the INA with respect to Form I-9 procedures, except for the following modified requirements applicable by reason of the Employer's participation in E-Verify: (1) identity documents must have photos, as described in paragraph 5 above; (2) a rebuttable presumption is established that the Employer has not violated section 274A(a)(1)(A) of the Immigration and Nationality Act (INA) with respect to the hiring of any individual if it obtains confirmation of the identity and employment eligibility of the individual in good faith compliance with the terms and conditions of E-Verify; (3) the Employer must notify DHS if it continues to employ any employee after receiving a final nonconfirmation, and is subject to a civil money penalty between \$550 and \$1,100 for each failure to notify DHS of continued employment following a final nonconfirmation; (4) the Employer is subject to a rebuttable presumption that it has knowingly employed an unauthorized alien in violation of section 274A(a)(1)(A) if the Employer continues to employ an employee after receiving a final nonconfirmation; and (5) no person or entity participating in E-Verify is civilly or criminally liable under any law for any action taken in good faith based on information provided through the confirmation system. DHS reserves the right to conduct Form I-9 and E-Verify system compliance inspections during the course of E-Verify, as well as to conduct any other enforcement activity authorized by law.

7. The Employer agrees to initiate E-Verify verification procedures for new employees within 3 Employer business days after each employee has been hired (but after the Form I-9 has been completed), and to complete as many (but only as many) steps of the E-Verify process as are necessary according to the E-Verify User Manual, or in the case of Federal contractors with the FAR E-Verify clause, the E-Verify User Manual for Federal Contractors. The Employer is prohibited from initiating verification procedures before the employee has been hired and the Form I-9 completed. If the automated system to be queried is temporarily unavailable, the 3-day time period is extended until it is again operational in order to accommodate the Employer's attempting, in good faith, to make inquiries during the period of unavailability. Employers may initiate verification by notating the Form I-9 in circumstances where the employee has applied for a Social Security Number (SSN) from the SSA and is waiting to receive the SSN, provided that the Employer performs an E-Verify employment verification query using the employee's SSN as soon as the SSN becomes available.

8. The Employer agrees not to use E-Verify procedures for pre-employment screening of job applicants, in support of any unlawful employment practice, or for any other use not authorized by this MOU. Employers must use E-Verify for all new employees, unless an Employer is a Federal contractor that qualifies for the exceptions described in Article II.D.1.c. Except as provided in Article II.D, the Employer will not verify selectively and will not verify employees hired before the effective date of this MOU. The Employer understands that if the Employer



Company ID Number: 362997

uses the E-Verify system for any purpose other than as authorized by this MOU, the Employer may be subject to appropriate legal action and termination of its access to SSA and DHS information pursuant to this MOU.

9. The Employer agrees to follow appropriate procedures (see Article III. below) regarding tentative nonconfirmations, including notifying employees in private of the finding and providing them written notice of the findings, providing written referral instructions to employees, allowing employees to contest the finding, and not taking adverse action against employees if they choose to contest the finding. Further, when employees contest a tentative nonconfirmation based upon a photo non-match, the Employer is required to take affirmative steps (see Article III.B. below) to contact DHS with information necessary to resolve the challenge.

10. The Employer agrees not to take any adverse action against an employee based upon the employee's perceived employment eligibility status while SSA or DHS is processing the verification request unless the Employer obtains knowledge (as defined in 8 C.F.R. § 274a.1(l)) that the employee is not work authorized. The Employer understands that an initial inability of the SSA or DHS automated verification system to verify work authorization, a tentative nonconfirmation, a case in continuance (indicating the need for additional time for the government to resolve a case), or the finding of a photo non-match, does not establish, and should not be interpreted as evidence, that the employee is not work authorized. In any of the cases listed above, the employee must be provided a full and fair opportunity to contest the finding, and if he or she does so, the employee may not be terminated or suffer any adverse employment consequences based upon the employee's perceived employment eligibility status (including denying, reducing, or extending work hours, delaying or preventing training, requiring an employee to work in poorer conditions, refusing to assign the employee to a Federal contract or other assignment, or otherwise subjecting an employee to any assumption that he or she is unauthorized to work) until and unless secondary verification by SSA or DHS has been completed and a final nonconfirmation has been issued. If the employee does not choose to contest a tentative nonconfirmation or a photo non-match or if a secondary verification is completed and a final nonconfirmation is issued, then the Employer can find the employee is not work authorized and terminate the employee's employment. Employers or employees with questions about a final nonconfirmation may call E-Verify at 1-888-464-4218 or OSC at 1-800-255-8155 or 1-800-237-2515 (TDD).

11. The Employer agrees to comply with Title VII of the Civil Rights Act of 1964 and section 274B of the INA, as applicable, by not discriminating unlawfully against any individual in hiring, firing or recruitment or referral practices because of his or her national origin or, in the case of a protected individual as defined in section 274B(a)(3) of the INA, because of his or her citizenship status. The Employer understands that such illegal practices can include selective verification or use of E-Verify except as provided in part D below, or discharging or refusing to hire employees because they appear or sound "foreign" or have received tentative nonconfirmations. The Employer further understands that any violation of the unfair immigration-related employment practices provisions in section 274B of the INA could subject the Employer to civil penalties, back pay awards, and other sanctions, and violations of Title VII could subject the Employer to back pay awards, compensatory and punitive damages. Violations of either section 274B of the INA or Title VII may also lead to the termination of its participation in E-



Company ID Number: 362997

Verify. If the Employer has any questions relating to the anti-discrimination provision, it should contact OSC at 1-800-255-8155 or 1-800-237-2515 (TDD).

12. The Employer agrees to record the case verification number on the employee's Form I-9 or to print the screen containing the case verification number and attach it to the employee's Form I-9.

13. The Employer agrees that it will use the information it receives from SSA or DHS pursuant to E-Verify and this MOU only to confirm the employment eligibility of employees as authorized by this MOU. The Employer agrees that it will safeguard this information, and means of access to it (such as PINS and passwords) to ensure that it is not used for any other purpose and as necessary to protect its confidentiality, including ensuring that it is not disseminated to any person other than employees of the Employer who are authorized to perform the Employer's responsibilities under this MOU, except for such dissemination as may be authorized in advance by SSA or DHS for legitimate purposes.

14. The Employer acknowledges that the information which it receives from SSA is governed by the Privacy Act (5 U.S.C. § 552a(i)(1) and (3)) and the Social Security Act (42 U.S.C. 1306(a)), and that any person who obtains this information under false pretenses or uses it for any purpose other than as provided for in this MOU may be subject to criminal penalties.

15. The Employer agrees to cooperate with DHS and SSA in their compliance monitoring and evaluation of E-Verify, including by permitting DHS and SSA, upon reasonable notice, to review Forms I-9 and other employment records and to interview it and its employees regarding the Employer's use of E-Verify, and to respond in a timely and accurate manner to DHS requests for information relating to their participation in E-Verify.

#### **D. RESPONSIBILITIES OF FEDERAL CONTRACTORS WITH THE FAR E-VERIFY CLAUSE**

1. The Employer understands that if it is a subject to the employment verification terms in Subpart 22.18 of the FAR, it must verify the employment eligibility of any existing employee assigned to the contract and all new hires, as discussed in the Supplemental Guide for Federal Contractors. Once an employee has been verified through E-Verify by the Employer, the Employer may not reverify the employee through E-Verify.

a. Federal contractors with the FAR E-Verify clause agree to become familiar with and comply with the most recent versions of the E-Verify User Manual for Federal Contractors and the E-Verify Supplemental Guide for Federal Contractors.

b. Federal contractors with the FAR E-Verify clause agree to complete a tutorial for Federal contractors with the FAR E-Verify clause.

c. Federal contractors with the FAR E-Verify clause not enrolled at the time of contract award: An Employer that is not enrolled in E-Verify at the time of a contract award must enroll as a Federal contractor with the FAR E-Verify clause in E-Verify within 30 calendar days of contract award and, within 90 days of enrollment, begin to use E-Verify to initiate verification of employment eligibility of new hires of the Employer who are working in the United States.



Company ID Number: 362997

whether or not assigned to the contract. Once the Employer begins verifying new hires, such verification of new hires must be initiated within 3 business days after the date of hire. Once enrolled in E-Verify as a Federal contractor with the FAR E-Verify clause, the Employer must initiate verification of employees assigned to the contract within 90 calendar days from the time of enrollment in the system and after the date and selecting which employees will be verified in E-Verify or within 30 days of an employee's assignment to the contract, whichever date is later.

d. Employers that are already enrolled in E-Verify at the time of a contract award but are not enrolled in the system as a Federal contractor with the FAR E-Verify clause: Employers enrolled in E-Verify for 90 days or more at the time of a contract award must use E-Verify to initiate verification of employment eligibility for new hires of the Employer who are working in the United States, whether or not assigned to the contract, within 3 business days after the date of hire. Employers enrolled in E-Verify as other than a Federal contractor with the FAR E-Verify clause, must update E-Verify to indicate that they are a Federal contractor with the FAR E-Verify clause within 30 days after assignment to the contract. If the Employer is enrolled in E-Verify for 90 calendar days or less at the time of contract award, the Employer must, within 90 days of enrollment, begin to use E-Verify to initiate verification of new hires of the contractor who are working in the United States, whether or not assigned to the contract. Such verification of new hires must be initiated within 3 business days after the date of hire. An Employer enrolled as a Federal contractor with the FAR E-Verify clause in E-Verify must initiate verification of each employee assigned to the contract within 90 calendar days after date of contract award or within 30 days after assignment to the contract, whichever is later.

e. Institutions of higher education, State, local and tribal governments and sureties: Federal contractors with the FAR E-Verify clause that are institutions of higher education (as defined at 20 U.S.C. 1001(a)), State or local governments, governments of Federally recognized Indian tribes, or sureties performing under a takeover agreement entered into with a Federal agency pursuant to a performance bond may choose to only verify new and existing employees assigned to the Federal contract. Such Federal contractors with the FAR E-Verify clause may, however, elect to verify all new hires, and/or all existing employees hired after November 6, 1986. The provisions of Article II.D, paragraphs 1.a and 1.b of this MOU providing timeframes for initiating employment verification of employees assigned to a contract apply to such institutions of higher education, State, local and tribal governments, and sureties.

f. Verification of all employees: Upon enrollment, Employers who are Federal contractors with the FAR E-Verify clause may elect to verify employment eligibility of all existing employees working in the United States who were hired after November 6, 1986, instead of verifying only new employees and those existing employees assigned to a covered Federal contract. After enrollment, Employers must elect to do so only in the manner designated by DHS and initiate E-Verify verification of all existing employees within 180 days after the election.

g. Form I-9 procedures for existing employees of Federal contractors with the FAR E-Verify clause: Federal contractors with the FAR E-Verify clause may choose to complete new Forms I-9 for all existing employees other than those that are completely exempt from this process. Federal contractors with the FAR E-Verify clause may also update previously completed Forms I-9 to initiate E-Verify verification of existing employees who are not completely exempt as long as that Form I-9 is complete (including the SSN), complies with



Company ID Number: 362997

Article II.C.5, the employee's work authorization has not expired, and the Employer has reviewed the information reflected in the Form I-9 either in person or in communications with the employee to ensure that the employee's stated basis in section 1 of the Form I-9 for work authorization has not changed (including, but not limited to, a lawful permanent resident alien having become a naturalized U.S. citizen). If the Employer is unable to determine that the Form I-9 complies with Article II.C.5, if the employee's basis for work authorization as attested in section 1 has expired or changed, or if the Form I-9 contains no SSN or is otherwise incomplete, the Employer shall complete a new I-9 consistent with Article II.C.5, or update the previous I-9 to provide the necessary information. If section 1 of the Form I-9 is otherwise valid and up-to-date and the form otherwise complies with Article II.C.5, but reflects documentation (such as a U.S. passport or Form I-551) that expired subsequent to completion of the Form I-9, the Employer shall not require the production of additional documentation, or use the photo screening tool described in Article II.C.5, subject to any additional or superseding instructions that may be provided on this subject in the Supplemental Guide for Federal Contractors. Nothing in this section shall be construed to require a second verification using E-Verify of any assigned employee who has previously been verified as a newly hired employee under this MOU, or to authorize verification of any existing employee by any Employer that is not a Federal contractor with the FAR E-Verify clause.

2. The Employer understands that if it is a Federal contractor with the FAR E-Verify clause, its compliance with this MOU is a performance requirement under the terms of the Federal contract or subcontract, and the Employer consents to the release of information relating to compliance with its verification responsibilities under this MOU to contracting officers or other officials authorized to review the Employer's compliance with Federal contracting requirements.

### ARTICLE III

## REFERRAL OF INDIVIDUALS TO SSA AND DHS

### A. REFERRAL TO SSA

1. If the Employer receives a tentative nonconfirmation issued by SSA, the Employer must print the notice as directed by the E-Verify system and provide it to the employee so that the employee may determine whether he or she will contest the tentative nonconfirmation. The Employer must review the tentative nonconfirmation with the employee in private.

2. The Employer will refer employees to SSA field offices only as directed by the automated system based on a tentative nonconfirmation, and only after the Employer records the case verification number, reviews the input to detect any transaction errors, and determines that the employee contests the tentative nonconfirmation. The Employer will transmit the Social Security Number to SSA for verification again if this review indicates a need to do so. The Employer will determine whether the employee contests the tentative nonconfirmation as soon as possible after the Employer receives it.

3. If the employee contests an SSA tentative nonconfirmation, the Employer will provide the employee with a system-generated referral letter and instruct the employee to visit an SSA office within 8 Federal Government work days. SSA will electronically transmit the result of the referral to the Employer within 10 Federal Government work days of the referral unless it



**Company ID Number: 362997**

determines that more than 10 days is necessary. The Employer agrees to check the E-Verify system regularly for case updates.

4. The Employer agrees not to ask the employee to obtain a printout from the Social Security Number database (the Numident) or other written verification of the Social Security Number from the SSA.

## **B. REFERRAL TO DHS**

1. If the Employer receives a tentative nonconfirmation issued by DHS, the Employer must print the tentative nonconfirmation notice as directed by the E-Verify system and provide it to the employee so that the employee may determine whether he or she will contest the tentative nonconfirmation. The Employer must review the tentative nonconfirmation with the employee in private.

2. If the Employer finds a photo non-match for an employee who provides a document for which the automated system has transmitted a photo, the employer must print the photo non-match tentative nonconfirmation notice as directed by the automated system and provide it to the employee so that the employee may determine whether he or she will contest the finding. The Employer must review the tentative nonconfirmation with the employee in private.

3. The Employer agrees to refer individuals to DHS only when the employee chooses to contest a tentative nonconfirmation received from DHS automated verification process or when the Employer issues a tentative nonconfirmation based upon a photo non-match. The Employer will determine whether the employee contests the tentative nonconfirmation as soon as possible after the Employer receives it.

4. If the employee contests a tentative nonconfirmation issued by DHS, the Employer will provide the employee with a referral letter and instruct the employee to contact DHS through its toll-free hotline (as found on the referral letter) within 8 Federal Government work days.

5. If the employee contests a tentative nonconfirmation based upon a photo non-match, the Employer will provide the employee with a referral letter to DHS. DHS will electronically transmit the result of the referral to the Employer within 10 Federal Government work days of the referral unless it determines that more than 10 days is necessary. The Employer agrees to check the E-Verify system regularly for case updates.

6. The Employer agrees that if an employee contests a tentative nonconfirmation based upon a photo non-match, the Employer will send a copy of the employee's Form I-551 or Form I-766 to DHS for review by:

- Scanning and uploading the document, or
- Sending a photocopy of the document by an express mail account (paid for at employer expense).

7. If the Employer determines that there is a photo non-match when comparing the photocopied List B document described in Article II.C.5 with the image generated in E-Verify, the Employer must forward the employee's documentation to DHS using one of the means described in the preceding paragraph, and allow DHS to resolve the case.



Company ID Number: 362997

#### ARTICLE IV

##### SERVICE PROVISIONS

SSA and DHS will not charge the Employer for verification services performed under this MOU. The Employer is responsible for providing equipment needed to make inquiries. To access E-Verify, an Employer will need a personal computer with Internet access.

#### ARTICLE V

##### PARTIES

A. This MOU is effective upon the signature of all parties, and shall continue in effect for as long as the SSA and DHS conduct the E-Verify program unless modified in writing by the mutual consent of all parties, or terminated by any party upon 30 days prior written notice to the others. Any and all system enhancements to the E-Verify program by DHS or SSA, including but not limited to the E-Verify checking against additional data sources and instituting new verification procedures, will be covered under this MOU and will not cause the need for a supplemental MOU that outlines these changes. DHS agrees to train employers on all changes made to E-Verify through the use of mandatory refresher tutorials and updates to the E-Verify User Manual, the E-Verify User Manual for Federal Contractors or the E-Verify Supplemental Guide for Federal Contractors. Even without changes to E-Verify, DHS reserves the right to require employers to take mandatory refresher tutorials. An Employer that is a Federal contractor with the FAR E-Verify clause may terminate this MOU when the Federal contract that requires its participation in E-Verify is terminated or completed. In such a circumstance, the Federal contractor with the FAR E-Verify clause must provide written notice to DHS. If an Employer that is a Federal contractor with the FAR E-Verify clause fails to provide such notice, that Employer will remain a participant in the E-Verify program, will remain bound by the terms of this MOU that apply to participants that are not Federal contractors with the FAR E-Verify clause, and will be required to use the E-Verify procedures to verify the employment eligibility of all newly hired employees.

B. Notwithstanding Article V, part A of this MOU, DHS may terminate this MOU if deemed necessary because of the requirements of law or policy, or upon a determination by SSA or DHS that there has been a breach of system integrity or security by the Employer, or a failure on the part of the Employer to comply with established procedures or legal requirements. The Employer understands that if it is a Federal contractor with the FAR E-Verify clause, termination of this MOU by any party for any reason may negatively affect its performance of its contractual responsibilities.

C. Some or all SSA and DHS responsibilities under this MOU may be performed by contractor(s), and SSA and DHS may adjust verification responsibilities between each other as they may determine necessary. By separate agreement with DHS, SSA has agreed to perform its responsibilities as described in this MOU.



Company ID Number: 362997

D. Nothing in this MOU is intended, or should be construed, to create any right or benefit, substantive or procedural, enforceable at law by any third party against the United States, its agencies, officers, or employees, or against the Employer, its agents, officers, or employees.

E. Each party shall be solely responsible for defending any claim or action against it arising out of or related to E-Verify or this MOU, whether civil or criminal, and for any liability wherefrom, including (but not limited to) any dispute between the Employer and any other person or entity regarding the applicability of Section 403(d) of IIRIRA to any action taken or allegedly taken by the Employer.

F. The Employer understands that the fact of its participation in E-Verify is not confidential information and may be disclosed as authorized or required by law and DHS or SSA policy, including but not limited to, Congressional oversight, E-Verify publicity and media inquiries, determinations of compliance with Federal contractual requirements, and responses to inquiries under the Freedom of Information Act (FOIA).

G. The foregoing constitutes the full agreement on this subject between DHS and the Employer.

H. The individuals whose signatures appear below represent that they are authorized to enter into this MOU on behalf of the Employer and DHS respectively.



Company ID Number: 362997

To be accepted as a participant in E-Verify, you should only sign the Employer's Section of the signature page. If you have any questions, contact E-Verify at 888-464-4218.

|                                                         |                    |
|---------------------------------------------------------|--------------------|
| Employer Rogers Group, Inc.                             |                    |
| <b>Connie Edwards</b><br>Name (Please Type or Print)    | Title              |
| <i>Electronically Signed</i><br>Signature               | 10/07/2010<br>Date |
| Department of Homeland Security – Verification Division |                    |
| <b>USCIS Verification Division</b>                      |                    |
| Name (Please Type or Print)                             | Title              |
| <i>Electronically Signed</i><br>Signature               | 10/07/2010<br>Date |

Information Required for the E-Verify Program

Information relating to your Company:

|                                 |                                              |
|---------------------------------|----------------------------------------------|
| Company Name:                   | Rogers Group, Inc.                           |
| Company Facility Address:       | 421 Great Circle Road<br>Nashville, TN 37228 |
| Company Alternate Address:      | P. O. Box 25250<br>Nashville, TN 37202       |
| County or Parish:               | DAVIDSON                                     |
| Employer Identification Number: | 351418333                                    |



Company ID Number: 362997

|                                                                                                                                                                                                                                                                                                                               |                |
|-------------------------------------------------------------------------------------------------------------------------------------------------------------------------------------------------------------------------------------------------------------------------------------------------------------------------------|----------------|
| North American Industry Classification Systems Code:                                                                                                                                                                                                                                                                          | 212            |
| Administrator:                                                                                                                                                                                                                                                                                                                |                |
| Number of Employees:                                                                                                                                                                                                                                                                                                          | 1,000 to 2,499 |
| Number of Sites Verified for:                                                                                                                                                                                                                                                                                                 | 89             |
| <p><b>Are you verifying for more than 1 site? If yes, please provide the number of sites verified for in each State:</b></p> <ul style="list-style-type: none"> <li>• ALABAMA 5 site(s)</li> <li>• KENTUCKY 13 site(s)</li> <li>• TENNESSEE 49 site(s)</li> <li>• ARKANSAS 9 site(s)</li> <li>• INDIANA 13 site(s)</li> </ul> |                |

**Information relating to the Program Administrator(s) for your Company on policy questions or operational problems:**

|                   |                                   |             |                  |
|-------------------|-----------------------------------|-------------|------------------|
| Name:             | Zena H Swendiman                  | Fax Number: | (615) 780 - 5813 |
| Telephone Number: | (615) 780 - 5651                  |             |                  |
| E-mail Address:   | zena.swendiman@rogersgroupinc.com |             |                  |
| Name:             | Connie S Edwards                  | Fax Number: | (615) 564 - 5710 |
| Telephone Number: | (615) 780 - 5710                  |             |                  |
| E-mail Address:   | connie.edwards@rogersgroupinc.com |             |                  |



# Employment Eligibility Verification



WELCOME | USER ID: CHERY5244 | Last Login: 06/11/2012 05:01 PM | Log Out

Click any for help

- Home
- My Cases
- New Case
- View Cases
- Search Cases
- My Profile
- Edit Profile
- Change Password
- Change Security Questions
- My Company
- Edit Company Profile
- Add New User
- View Existing Users
- Close Company Account
- My Reports
- View Reports
- My Resources
- View Essential Resources
- Take Tutorial
- View User Manual
- Contact Us

You are verifying for multiple sites at your location. List the number of hiring sites by state for which your company will be performing verifications.

## Hiring Sites

| Previous             |                        | Next | State          | Number of Hiring Sites |
|----------------------|------------------------|------|----------------|------------------------|
| <a href="#">Add</a>  |                        |      |                |                        |
| <a href="#">Edit</a> | <a href="#">Delete</a> |      | ALABAMA        | 5                      |
| <a href="#">Edit</a> | <a href="#">Delete</a> |      | ARKANSAS       | 9                      |
| <a href="#">Edit</a> | <a href="#">Delete</a> |      | INDIANA        | 13                     |
| <a href="#">Edit</a> | <a href="#">Delete</a> |      | KENTUCKY       | 13                     |
| <a href="#">Edit</a> | <a href="#">Delete</a> |      | MISSISSIPPI    | 7                      |
| <a href="#">Edit</a> | <a href="#">Delete</a> |      | NORTH CAROLINA | 1                      |
| <a href="#">Edit</a> | <a href="#">Delete</a> |      | TENNESSEE      | 40                     |

Previous Next

[Next](#) [Cancel](#)

ATTACHMENT "J"

**"In accordance with Alabama Act 2016-312 as adopted and approved on May 5, 2016, on behalf of Rogers Group, Inc. \_\_\_\_\_ (insert name of business) I do hereby certify and represent that this business is not currently engaged in, and will not engage in, the boycott of a person or an entity based in or doing business with a jurisdiction with which this state can enjoy open trade.**



**Title: David South - Controller, Alabama  
(Signature of authorized individual) "**

**ATTACHMENT "K"**

**CERTIFICATE OF COMPLIANCE WITH ACT 2016-312**

I, the undersigned, certify to the State of Alabama as follows:

- a. I am authorized to provide representations set out in this Certificate as the official and binding act of the Contractor, and have knowledge of Alabama's Act 2016-312.
- b. In compliance with Act 2016-312, the Contractor is not currently engaged in, and will not engage in, the boycott of a person or an entity based in or doing business with a jurisdiction with which this state can enjoy open trade.

Signature: \_\_\_\_\_



Name of Certifying Official (print): David South

Title: Controller- Alabama

Date of Certification (mm/dd/yyyy): 05/22/2026

**ATTACHMENT "L"**

**TRACER WIRE SPECIFICATION**

**Open-Trench Installation:** direct burial #12 AWG Solid (0.0808" diameter), steel core soft drawn tracer wire, 250# average tensile break load, 30 mil high molecular-high density polyethylene jacket complying with ASTM-D-1248, 30 volt rating.

**Directional Bore or Jacked Installation:** direct burial #12 AWG Solid (0.0808" diameter), steel core hard drawn extra high strength horizontal directional drill tracer wire, 1150# average tensile break load, 45 mil high molecular-high density polyethylene jacket complying with ASTM-D-1248, 30 volt rating.

**ATTACHMENT "M"**

Relating to public contracts; to amend Section 39-3-4, Code of Alabama 1975, to provide requirements for the use of iron produced within the United States for certain public works projects under certain conditions.

BE IT ENACTED BY THE LEGISLATURE OF ALABAMA:

Section 1. Section 39-3-4, Code of Alabama 1975, is amended to read as follows: "§39-3-4 (a) Any contractor for a public works project, financed entirely by the State of Alabama or any political subdivision thereof, within this state shall use iron or steel produced within the United States when specifications in the construction contract require the use of iron or steel and do not limit its supply to a sole source under subsection (f) of Section 39-2-2. If the awarding authority decides that the procurement of the—above mentioned' domestic iron or steel products becomes impractical as a result of a national emergency, national strike, or other cause, the awarding authority shall waive the above restriction.

(b) In the event the contractor violates the domestic iron or steel requirements of subsection (a), and domestic iron or steel is not used, there shall be a downward adjustment in the contract price equal to any realized savings or benefits to the contractor."

**ATTACHMENT "N"****STANDARDS FOR NURSERY STOCK****1. EXCEPT BY SPECIFIC AUTHORIZATION OF THE CITY, EACH TREE OBTAINED WILL HAVE:**

- A tag identifying its species and the nursery that grew it
- A single stem with a full, balanced crown
- Well-formed branches, and no codominant (forked) stems
- Caliper or height as specified
- A root ball of a diameter and height appropriate to the caliper of the tree (according to American Nurserymen's Association standards), and neither broken apart nor separated from the tree's roots.

**2. PLANTS MAY BE REFUSED FOR ANY OF THE FOLLOWING REASONS:**

POOR VIGOR OR FORM, such as:

- A sparse or chlorotic crown
- Inadequate root development within root ball.
- Abnormally sunken places in the bark, especially below branches.
- Narrow branch angles, especially those with included bark.

DAMAGE, such as:

- Open wounds on the trunk, branches, or roots (including below the soil line)
- Cracks or bark splits surrounded by inrolled callus
- Dead, cracked, broken, or flush-cut major branches
- Separating grafts.

IMPROPER PREPARATION, such as:

- Flush-cut pruning scars, or branch-stubs left at pruning
- Evidence of topping
- Evidence of pruning done in an effort to "shape up" a derelict tree or shrub
- Improperly prepared root ball (see above).

INSECT AND/OR DISEASE PROBLEMS, such as:

- Signs (e.g., eggs) or symptoms (damage) of harmful insects.
- Signs (e.g., vegetative or sporulating bodies growing on trunk, branches, or roots) or symptoms (damage) of pathogens.

**3. THE CITY RESERVES THE RIGHT:**

- to select trees in the nursery,
- to reject trees or shrubs that do not meet the quality standards listed above
- to refuse trees that have been improperly prepared for transportation or improperly handled prior to delivery, and
- to make changes in species and/or size of nursery stock, as necessitated by availability or unforeseen planting site conditions.

**4. ALL SHRUBS AND GROUND-COVER PLANTS** must cover the tops of their containers, and all containers must actually have the capacity specified.

**GUYING/STAKING:**

Stabilize trees with T-posts, left in place for about 1 year. The use of 'Arborties' and 'Arborknots' should benefit the trees, and should probably be continued, barring new information to the contrary.

Unless specific plans are made for inspection of nursery stock in the nursery, the selected providers will choose the trees and shrubs for use in planting projects, so that all chosen plants meet our nursery stock standards, mentioned above.

In general, all balled-and-burlapped nursery stock should have been grown in a soil comparable to what they will be planted in at the construction site - that is, usually a predominantly clay soil, rather than a sandy soil. In general, the supplier should be from an area more northerly than Huntsville, rather than more southerly.

Trees will be inspected by the Engineering Department's construction inspector, using nursery stock standards provided by Forestry/Horticulture. With adequate notice of the time of arrival (generally 1-2 days), Forestry/Horticulture will provide a representative to assist the construction inspector.

During the time between the delivery and the planting of nursery stock, all plants will be protected as follows:

- All balled-and-burlapped plants will be heeled in, using shredded pine bark mulch, wood chips, or a comparable material.
- All plants will be watered regularly, so as to keep the mulching material moist.
- Any trees with thin bark must be protected from sunscald.
- Care must be taken to handle the plants as little as possible, to protect them from damage to trunks, branches, and root balls.

The following applies regardless of seeding method used:

**BASIS OF ACCEPTANCE.**

The acceptance of designated seeded areas will be based on verification of a satisfactory stand of grass and legumes in the season for each seed specie required by the mix designated for use. All seedbeds areas shall be rock free before seeding. Any settlement that causes rocks to be exposed, all rocks shall be removed before acceptance. There shall be no rocks in seeded areas over ½ inches in diameter. If a satisfactory stand of grass is not established, the area shall be re-seeded without additional cost to the Department. A satisfactory stand is defined as a cover of living plants, after true leaves are formed, of the seed species required by the mix designated for use in which 80% coverage per square foot of the selected turf type has occurred.

Mowing, weeding, edging, when directed, will not be paid for as a separate pay item. Mulch, if required, will be applied and paid for separately under Section 657. Topsoil, if required, will be applied and paid for separately under Section 649, and is to include testing and mixing of additives as required by test results, if required. Water necessary to satisfactorily prepare, and establish an early stand of grass, and maintenance of all seeding shall be classified as a part of the seeding items. The amount of water and when it shall be applied shall be the Contractor's responsibility until acceptance of the project.

**CARE DURING CONSTRUCTION .**

All work shall be pursued in accordance with contract erosion control requirements. The Contractor shall water, fill washes, and otherwise protect and maintain the seeded areas including any mulch or cover used until the contract is accepted or grassing is accepted. Damage by either pedestrian, vehicular traffic, or other causes shall be repaired by the Contractor. It shall be the responsibility of the Contractor to establish and maintain a satisfactory stand of grass until final acceptance of the project. Mowing of excess growth shall be performed when the height of grass is in excess of six inches. The vegetation shall be cut to approximately four inches in height. All of the above work shall be performed regardless of seeding method used and without additional compensation.

**ATTACHMENT "O"****CITY OF HUNTSVILLE  
IRRIGATION SPECIFICATIONS  
NON MAXICOM****GENERAL****PURPOSE**

The objective of these specifications is to provide, assemble and install sprinkler system which will operate in an efficient and satisfactory manner so that the finished system shall efficiently irrigate all areas to be covered and shall prove satisfactory in all aspects to the owner. The specifications, design details, irrigation designs and quotation are to be considered a part of the sprinkler system contract, and it is expected that the chosen contractor will follow specifications with due perseverance.

**SCOPE OF WORK**

The work required by these specifications consists of all labor, material, equipment, and services required for a complete functioning irrigation system.

The plans and specifications are intended to include everything obviously requisite and necessary to the proper installation of the work whether each necessary item is mentioned herein or not, unless otherwise specified, and the contractor is expected to provide for the same.

All work herein specified or called for on the drawings or in the detail drawings shall be executed in accordance with all governing ordinances, laws and regulations and shall meet all local conditions and any changes and/or additions in work necessary to meet ordinances, laws, regulations and/or conditions will be made without additional expense to the owner, but such changes shall have the prior written approval of the owner.

**DEFINITION OF THE INTENT OF DOCUMENTS**

The contract agreement, drawings, specifications and quotation constitute the contract documents, and all modifications thereof incorporated in the documents before their execution. What is called for in one document shall be as binding as if called for by all. The intent of documents is to include, unless otherwise stated, all labor and equipment for the completion of the work required for a complete irrigation system in a workmanlike and proper manner.

**EXAMINATION AND VERIFICATION OF DRAWINGS AND JOB SITE**

Prior to submitting a proposal for this project, each bidder has the responsibility to examine the premises and satisfy himself as to the condition under which he will be obligated to operate in installing the irrigation system under this contract.

All plot dimensions on the irrigation design are approximate. Prior to proceeding with the work, the contractor shall carefully check and verify all dimensions and shall report all variations from those indicated in

the irrigation plan to the owner in writing. If changes are to be made, they will be made in accordance with previous provisions.

### **GUARANTEES**

The work included under this contract shall be guaranteed by the contractor against all defects and malfunctions due to faulty workmanship for a period of one year from the date of final acceptance by the owner. Upon being informed by the owner of any defects or malfunctions in workmanship, the contractor shall effect all necessary repairs and/or replacements in a reasonably expedient manner at no additional cost to the owner.

Emergency repairs, when necessary, may be made by the owner without relieving the contractor of his guarantee obligation.

The contractor shall be obligated to repair any settling of backfilled trenches which may occur during the guarantee. The contractor is also obligated to restore any and all damaged planting, paving or improvements within the year period. If the contractor does not respond to the owner's request for repair work within a period of two days, the owner may proceed with such necessary repairs and charge the contractor for all expenses incurred in the repair work.

### **EQUIPMENT, TOOLS, AND LABOR**

The contractor shall provide and pay for all equipment, tools and labor required for the completion of this project. All irrigation meters and backflow preventers, including taps and boxes are by Huntsville Utilities; bidder shall include all fees and costs (material and labor) for same in his lump sum bid price for irrigation.

The contractor shall provide and keep up-to-date a complete set of as-built drawings which shall be corrected daily to show changes in sprinkler locations, controller location, piping locations and other deviations from the original irrigation design drawing as provided to him. All isolation valve locations shall be shown with actual measurements to reference points so they may be located easily in the field. Upon completion of the work, the contractor shall furnish the owner with a complete set of as-built drawings showing the sprinkler system as installed. This is the responsibility of the contractor and shall not be construed to be the responsibility of any other party.

### **TRAINING OF PERSONNEL**

Upon completion of work and acceptance by the owner, the contractor shall be responsible for the training of personnel in the operation, maintenance, and repair of the system. The contractor shall furnish copies of all available parts lists, trouble shooting lists, specification sheets, and catalog sheets to the owner prior to final payment.

The contractor shall set the initial watering schedules and programming of the automatic controllers in accordance with the specifications, irrigation plan or as directed. Changes in the schedules and programming and instruction on how to make such changes shall be the responsibility of the designer or landscape architect of the system.

### **PROTECTION OF WORK AND PROPERTY**

The contractor shall continuously maintain adequate protection of all his work from damage and shall protect the owner's property from injury or loss arising in connection with work on this contract. The contractor shall take care to avoid damage to any existing buildings, equipment, piping, pipe coverings, electrical systems, sewers, sidewalks, landscaping grounds, above ground or underground installations or structures of any kind, and shall be held liable for any damage that does occur. Damage includes not only mechanical damage but from leaks in the irrigation system being installed by the contractor, whether through negligence or otherwise. The contractor shall adequately protect adjacent property as provided by law and shall provide and maintain all passageways, guard fences, lights and other facilities for protection required by the Public Authority for local conditions. The contractor shall securely cover all openings into the section of the system he is working on and components of the system as it is being installed to prevent obstructions in the pipe and the breakage, misuse or disfigurement of the equipment.

### **HANDLING OF MATERIALS**

The contractor shall be responsible for correct procedures in on-site loading, unloading, stacking, transporting, and handling all materials to be used in the system. The contractor shall avoid rough handling which could affect the useful life of equipment. Pipe shall be handled in accordance with the manufacturer's recommendation on loading, unloading, and storage.

### **CLEANING PREMISES**

The contractor shall continuously keep a neat and orderly area in which he is installing the system. Disposal of rubbish and waste material resulting from the installation shall be continual. There shall be NO waste materials or trash allowed in trenches.

### **MATERIALS**

All materials are to be furnished as specified on drawings or in specifications.

### **SOLVENT CEMENT AND PRIMER**

Solvent shall be IPS-721 or pre-approved equal.

Solvent shall be IPS-727 or pre-approved equal, When temperatures are below 40 Fahrenheit.

**NOTE: In temperature below 32° Fahrenheit contractor shall not glue any pipe together.**

Primer shall be IPS-70 or pre-approved equal.

### **ELECTRIC REMOTE CONTROL VALVE**

100-PEB.-150-PEB.-200-PEB.

The electric remote control valve shall be a normally closed 24 VAC 50/60 cycle solenoid actuated globe pattern with a balanced pressure diaphragm design. The valve pressure rating shall not be less than 200 PSI.

The valve shall have a manual open/close control (internal bleed) for manual opening and closing of valve without electrically energizing the solenoid. The valve shall have internal manual bleed to prevent flooding of the valve box. The valve shall house a fully-encapsulated, one-piece solenoid with captured plunger. The 24

VAC 50/60 Hz solenoid shall open with 19.6 VDC minimum at 200 PSI. At 24 VAC average in rush current, it shall not exceed .41 amps. Average holding current shall not exceed .23 amps.

The valve shall have a control port filter screen to filter out grit and prevent clogging of hydraulic control parts.

The valve shall have a stainless steel flow control stem and cross handle for regulating or shutting off the flow of water. The valve must open or close in less than one minute at 200 PSI and less than 30 seconds at 20 PSI.

The valve construction shall be as such as to provide for all internal parts to be removable from the top of the valve without disturbing the valve installation.

The valve shall be as manufactured by Rain Bird Sprinkler Manufacturing Corporation, Glendora, California, or an approved equal.

#### **ELECTRIC REMOTE CONTROL VALVE FOR DRIP**

Valve for Drip shall be; XCZ-100-PRF only.

#### **SPRINKLERS**

**SECTION** Depending on location, area and if you are installing in a bed or in turf these are the sprinklers that need to be installed.

#### **SPRAYS**

Sprinklers to be used in beds will be **1812-SAM-PRS-45**.

Sprinklers to be installed in turf will be **1806-SAM-PRS-45**.

#### **NOZZLES**

Nozzles shall be M.P. Rotors only.

#### **ROTORS**

Sprinklers to be installed in small turf areas will be **3504-PC-SAM-PRS**.

Sprinklers to be installed in larger turf areas will be **5006-PL-PC-SAM-PRS**.

See plans for requirements or other information for this project.

#### **RAIN GAUGE**

W.R.C. Wireless Rain Sensor Combo, installed in a lock box.

If Maxicom is in use a Rain Can must be used

#### **LOCATION WIRE**

Permanently mark all of your irrigation lines with **TRACE – SAFE** water blocking tracer wire (Color Blue). Begin at the control valve and continue to the end of that line for every control valve. Also mark in the same manner beginning at the backflow vault and run in all main line trenches including any wire trenches that may be separate from the main line. **See detail sheet.**

If you have to start a new roll of wire or wire is broken, it must be repaired with a muletape wire connector (trace-safe water blocking) number T-S 19IL, T-S 19, T-S 12-19IL T-S 12-19 TS-19-LC and covered with an econo valve box or 10 inch if needed. You will also need to use them at the start of a run; main line and each lateral line. There will be no exceptions to this stipulation.

If you are irrigating a sports field you do not have to run Trace – Safe Wire on the fields.

## **CONTROL VALVE WIRE SPLICES**

These splices will only be made by using **3M-DBY's**; all splices will either be made in a control valve box or a 6 inch econo box **only**.

## **SECTION INSTALLATION AND INSPECTION**

### **INSPECTION OF WORK IN PROGRESS**

The owner's authorized representative shall be responsible for inspection of the contractor's work which is in progress. A representative may bring to the attention of the contractor any work which does not meet the specifications of this contract and the contractor shall correct such work as brought to his attention.

### **STAKING OF SPRINKLER LOCATION**

Staking of sprinkler locations shall be done by the contractor and approved by the owner's representative.

### **EXCAVATION**

All excavation shall be unclassified and shall include all materials encountered.

**It shall be the responsibility of the contractor to provide suitable backfill materials.** This backfill material shall be free from the rocks, large stones and other unsuitable substances which could damage the pipe or create unusual settling problems. The minimum depth of cover over piping 6" and larger shall be 24". The minimum depth of cover over piping 4" and smaller shall be 18". Backfilling will be done in 6" layers and tamped after each layer is put in to prevent excessive settling **in all lines**.

No cutting of existing asphalt roadways shall be allowed. Contractor shall bore any required crossing of existing roadways in an approved manner.

The contractor shall exercise reasonable care to avoid causing damage to any and all underground utilities and structures.

The owner shall advise the contractor of any underground utilities or structure of which he is aware. Utility locating services shall be called upon to pinpoint location of any underground utilities on site of the project by the contractor.

## **INSTALLATION OF SYSTEM MAIN**

Installation of the system main shall be in accordance with the manufacturer's instructions and shall proceed from the point of connection of supply for the system. Concrete thrust blocks shall be installed at any directional change or tee in the pipeline in accordance with the pipeline in accordance with the pipe manufacturer's instruction.

### **INSTALLATION OF LATERAL LINES**

Lateral lines may be installed by standard trenching techniques or by "pulling in" pipe. If the pull-in method is used, the pipe "plow shall be a vibratory type and equipped with a turf roller device to prevent tearing of the "turf". The "Mole" or "Bullet" which precedes the pipe and is used to form the opening for the pipe shall be not less than 1" larger in diameter than the outside diameter of the pipe. Starting and finishing holes shall not exceed a two foot square opening, which the sod removed from such holes is to be preserved and replaced.

Lateral pipes and fittings shall be installed in accordance with the manufacturer's recommendations, including the shaking-in of PVC pipe to prevent excessive strain when contracting in cold weather.

### **SPRINKLER HEADS**

All sprinklers shall be installed on swing joints as shown in detailed drawings. When funny pipe is used for spray heads be sure and use a marlex ell and a barb ell as a swing joint directly below sprinkler head. The sprinkler head shall be installed so that the top is slightly below the finished grade level. If finished grade has not been established, the sprinkler will be extended a minimum of 4" above existing level and marked with a stake to prevent damage by equipment. Back fill around the swing joint and sprinkler shall be free of large rocks, roots, or foreign debris. Hand tamp around heads, so heads do not move.

When finished grade has been established the contractor shall set heads with top slightly below the finished grade level, below sod or sprigs.

### **NOTICE OF COMPLETION**

When the contractor is satisfied that the system is operating properly, that it is balanced and adjusted, that all work and cleanup is completed, he shall issue the notice of completion to the owner's authorized representative. The notice of completion shall include the required for final inspection with date and time given.

### **FINAL INSPECTION WITH OWNER'S REPRESENTATIVE**

The owner's representative will respond to the notice of completion by the contractor and shall appear at the given time for a tour of the project with the purpose of making it the final inspection. Any inconsistencies to the specifications shall be noted by the owner's representative and a written copy of corrections shall be given to the contractor.

### **SECTION**

### **SECTION ACCEPTANCE OF THE SYSTEM**

The owner may accept the system even though the corrections on the final inspection have not been made by the contractor. In such a case, there will be deductions for the uncompleted or uncorrected work based on previous provisions of these specifications. Such deductions shall be made from the final payment.

#### **SECTION AS-BUILT PLAN ACCEPTANCE**

Acceptance of the system is based on the furnishing by the contractor of two sets of completed as-built plans which is acceptable to the owner or owner's representative.

#### **TRAINING OF MAINTENANCE PERSONNEL IN OPERATION AND MAINTENANCE OF SYSTEM**

The contractor's responsibility of training maintenance personnel in the operation and maintenance of the system, as outlined in a previous section of these specifications, shall not be waived due to acceptance of the system. If this responsibility is not fulfilled, the cost of obtaining this training by the owner shall be shown as deduction in the final payment.

#### **WARRANTY AND GUARANTEE CERTIFICATES**

The contractor shall furnish a certificate of warranty registration and a guarantee of work for a one year period from date of final acceptance of the system. Depending on the time of completion the contractor will need to winterize the system and start it back up in the spring. Final payment for the system shall not be made unless this certification is presented to the owner.

**ATTACHMENT "P"**  
**ADDITIONAL IRRIGATION MEASURES**

**GENERAL**

Extent of underground irrigation system is shown on Drawings and in the schedules. Provide all labor, materials and equipment required by or inferred from Drawings and Specifications to complete the Work of the Section. Provide additional Work and materials required by local authorities at no extra cost to Owner. Contractor shall provide all permits, applications, licenses and other qualifications to complete work at no additional cost to owner.

Reference Standards: American Society for Testing and Materials, Annual Book of ASTM Standards, latest edition.

Contracts: Irrigation Work to a single firm specializing in irrigation installation, acceptable to Landscape Designer.

Codes and Standards: Perform Irrigation Work in compliance with applicable requirements of governing authorities having jurisdiction. County regulations supersede these specifications. Notify Landscape Designer in writing of all discrepancies immediately.

**Do not make substitutions:** If Contractor desires to make substitutions of materials; sufficient descriptive literature and material samples must be furnished to establish the material as an equal substitute. In addition, Contractor must state his reasons for desiring substitute materials. Submit this request and information to Landscape Designer.

Approval and Selection of Materials and Work: The selection of all materials and execution of all operations required under the Drawings and Specifications is subject to the approval of Owner and Landscape Designer. They have the right to reject any and all materials and any and all Work, which in their opinion does not meet requirements of the Contract Documents at any state of operations. Contractor to remove rejected Work and or materials from Project Site and replace promptly.

**"As-Built" Drawings:** Any changes in layout and/or arrangements of the proposed irrigation system, or any other differences between proposed system and actual installed conditions are to be recorded by Irrigation Contractor in the form of an "As-Built" Drawing. All drawings are to be clearly and neatly drawn on a Mylar sepia base of original design provided by Landscape Designer. Provide Owner and Landscape Designer with a reproducible Mylar copy of the "As-Built" Drawings before Work under this Contract will be considered for acceptance. All automatic and manual valves, hose bibs or quick couplers and wire splice shall be shown with actual dimensions to reference points so they may be located easily in the field. Submittal of approved "As-Built" Drawings will preclude any Application for Final Payment by Contractor.

Delivery, Storage and Handling: Deliver material and equipment in such a manner as to not damaged parts or decrease the useful life of equipment.

Store materials away from detrimental elements. Coordinate with General Contractor to secure a safe staging area. Handle, load, unload, stack and transport materials for irrigation system carefully to avoid damage. Handle pipe in accordance with Manufacturer's recommendations.

Verify Tap: Test water conditions, as they exist immediately down stream from tap. If they do not meet design demands, notify Landscape Designer immediately of existing conditions.

The irrigation system is designed to operate under the following conditions; a minimum of 60 psi of water pressure at tap and at least 60# gpm available water supply from existing tap & meter. Verify working conditions by Irrigation Contractor  
 Job Conditions: Insurance on irrigation materials or equipment stored or installed is the responsibility of Irrigation Contractor. Such insurance shall cover fire, theft and vandalism. Should Contractor elect not to provide for such insurance, he will in no way hold Owner responsible for any losses incurred by the aforementioned acts. The Contractor is responsible for all costs incurred in replacing damaged or stolen materials.

Obtain all required permits and pay all required fees, at no additional cost to Owner. Any penalties imposed due to failure to obtain permits or pay fees are the responsibility of the Contractor.

Provide and maintain all passageways, guard fences, warning lights and other protection devices required by local authorities.

Existing site improvements shall be performed in a manner that will avoid possible damage. The Contractor is responsible for any damage of a mechanical nature as well as damage resulting from leaks in irrigation system whether due to negligence or otherwise. Keep project site clean and orderly at all times during construction.

Sleeves are to be installed by the Irrigation Contractor.

Coordination and scheduling for excavation of sleeve ends is the responsibility of the Irrigation Contractor.

Coordinate and schedule all Work with General Contractor.

Damages resulting from irrigation installation to Work of other trades must be repaired at the expense of Contractor in a timely fashion.

Make adjustments to system layout as may be required and requested to provide complete coverage at no additional cost to Owner.

**Warranty:** All Work for a period of one year, starting on Date of Substantial Completion, against defects in material, equipment, Workmanship and any repair required resulting from leaks or other defects of Workmanship, material or equipment.

Repair unsatisfactory conditions promptly at no cost to Owner.

Owner may make emergency repairs without relieving the Contractor of this warranty obligation.

Irrigation Contractor to repair settling of backfilled trenches occurring during warranty period, including restoration of damaged plantings, paving or improvements resulting from settling of trenches or repair operations.

Respond to Owner's request for repair Work within ten days. If not, Owner may proceed with such necessary repairs at Contractor's expense. In addition, Contractor shall be held responsible for replacement of any plant material (tree, shrubs, sod or seed) that becomes damaged or dies due to a lack of water during periods in which irrigation system is inoperable.

**PRODUCTS:**

Specific requirements concerning the various materials and arrangements which safe to be installed are shown on drawings.

Quality and Size: Material specified by name and/or model number in the Specifications, on the site or detailed drawings are used for the purpose of identification of materials and to insure specific use of that material in the construction of the system. No substitutions will be permitted without approval. (See Substitutions).

Plastic pipe for all main lines and laterals is Class 200 PVC Type 1120 or 1220 as manufactured Cabot, John-Mansville (or approved equal) unless otherwise specified herein or on the drawings.

PVC pipe is to be continuously marked with Manufacturer's identification, type, class and size and installed with these markings on the tope of the pipe.

All fittings should be Schedule 40 PVC Type 1, of domestic manufacture and identified as to pressure rating or schedule. Solvent Weld: Solvent weld for PVC pipe over 20' length must be installed with standard 20' length sections. Unnecessary joints or couplings are not acceptable.

Risers: no risers will be used.

Electric Wiring: All 110 volt AC wiring to controller must consist of three wires: one black, one white and one ground. Electrical service to be provided by General Contractor unless otherwise directed by Owner.

All splices in controller wiring shall be waterproofed by using 3M DBY'S wire connectors.

All control wiring shall be 24-volt solid wire U.L. approved for direct burial in ground. Minimum wire size: 14 gauge station, 12 gauge common.

All control wiring and wiring connections from controller to valves shall be included in this contract.

Sprinkler Heads: Provide as indicated on the plan. Heads perform to Manufacturer's specifications concerning radius of throw and volume in gallons per minute at given pressure. All sprinkler heads are on swing pipe and hose bibs are to be on triple elbow swing joints.

Automatic Controller: Is to be installed in the location (shown on drawings/identified by owner's representative). The controller location will be accessible as shown on drawing for maintenance. Provide for the possibility of making minor timing adjustments to the controller in the field.

Provide controller specified on drawing; fully automatic capability as well as manual operation of the system.

Irrigation Contractor to coordinate sleeve through wall for irrigation controller (with General Contractor). If installed outside coordinate sleeve through concrete slab for irrigation controller (with General Contractor). General Contractor to provide power to controller. Coordinate with General Contractor.

Provide controller specified on drawing that operates on a minimum of 110 volts AC power input and is capable of operation of 24-volt AC electric remote control valves, with a reset circuit breaker to protect from overload. Contractor is responsible for connection to 100V AC power to controller.

Stations: Each station shall have a time setting knob that can be set for variable timing in increments from 6 to 60 minutes, or set to omit the station from irrigation cycle.

The controller, Rainbird ESP – MC-24- SS shall have a 14-day calendar dial and a 24-hour clock dial with 23 captive hour pins for programming irrigation cycle start times. A master "on-off" switch shall allow the valve power output to be interrupted without affecting the controller.

Controller Construction: The controller must be constructed so that all internal parts are accessible through controller door without disturbing cabinet installation.

Water Meter: Coordination of meter installation is the responsibility of the Irrigation Contractor. Unless installed by Utilities.

Backflow Preventer: To be installed by Irrigation Contractor. Provide Watts Double Check Assembly Backflow Preventer Model 007. The backflow preventer is a double check valve assembly type, capable of having a flow rate of 80 gpm, with a pressure loss not to exceed 5 psi and suitable for supply up to 150 psi. The backflow preventer body to be bronze, internal parts stainless steel and check valve assemblies with tight seating rubber. The backflow preventer assembly must include two gage valves for isolating unit and two ball valve test clocks for testing unit to insure proper operation. Provide backflow preventer as manufactured by Watts Sprinkler Manufacturing Corporation. Unless installed by Utilities.

Pressure Regulator: Provide Wilkins #600 or equal.

Mastervalue: Rainbird # electric remote control valve w/brass body and bonnet. Valve shall be wired to open and close with each circuit valve. Size based on mainline.

Valve Boxes: Ametek 12" rectangular valve box with cover or jumbo mechanical box with cover and Ametec 10" round valve box with cover as indicated on drawings. Place a minimum of 6" depth of gravel under each valve box, meter, and pressure regular and backflow preventer box.

Sleeves: Class 200 PVC Pipe Type 1120 or 1220: Size as indicated on Detail by Irrigation Contractor.

Hose Bibs: Hose bibs shall have an all cast brass or bronze body. Hose bibs to be ¾" inside diameter and shall be installed below grade in Ametek 12" x 18" valve boxes. The cover over hose bib boxes shall be clearly marked with "non-potable water".

Control Valves: Provide Rainbird Electric Remote Control Valve (size as indicated on Plan). Valve to conform to Manufacturer's Specifications concerning performance and at a given pressure.

Surge Protection Equipment: Provide General Electric Lightning Arrestor #GL 15 CC B 007 for controllers not equipped with primary surge protection.

Provide secondary surge protection installed on the 24V AC valve control wiring for systems controlling 24V AC solenoid operated valves.

The Irrigation Contractor is responsible for determining whether the above mentioned surge protection equipment is provided for in controller as a "built-in" unit or if it must be supplied and installed separately.

Isolation Valves: Provide all gate valves for isolation purposes allowing full diameter opening when in full open position. Manually operated valves shall be same size as mainline.

Automatic Drain Valves: Install at low point for each lateral line "Rainbird 16AP" drain valve in gravel sump 12" x 12" in size and with a minimum of 18" of cover over sump. Miscellaneous System Components: Provide risers, reducers, couplings, adapters, and fittings as necessary to complete irrigation system.

## **EXECUTION**

Provide a competent superintendent and necessary assistants on the job while Work is progress. The Superintendent represents Contractor in all functions and directives given to him by Owner are binding as if given to Contractor in person.

During the installation Landscape Designer or the owner's representative may make regular site visits and reject any Work and materials that do not meet the Standards called for in Contract Documents. Rejected work must be promptly corrected and no time extension will be allowed for this reason.

Inspection: Inspect project area prior to start of Work to determine that all site conditions are acceptable for irrigation Work to begin. Inform Landscape Designer of unsuitable conditions. Do not proceed with installation of irrigation system until unsatisfactory conditions have been corrected in a manner acceptable to installer.

Preparation: Flag all existing underground utilities prior to trenching and/or boring operations. Obtain utility locations from Owner an/or General Contractor and Utilize utility locating services when necessary.

Excavation: All excavation is unclassified and includes all materials encountered.

Prior to excavation, remove sod, preserve and replace after backfilling is completed.

After excavation and backfilling is completed, regrade trenched area consistent with surrounding area and re-establish with 100 percent pure of type grass existing. Maintain as necessary for establishment and survival of grass.

Backfill material is to be free from rock, large stones and other unsuitable substances that could damage the pipe or create unusual settling problems. Back fill in 6" layers and tamp after each layer to prevent excessive settling.

Backfill trenches containing plastic pipe when pipe is cool to avoid excessive contraction in cold weather. Such backfilling can be done in early morning hours or pipe may be water cooled prior to backfilling procedures.

Backfill material evenly in lifts not to exceed 6" and compact to 100 percent of maximum density.

Contractor is responsible for establishing compaction in trenches equal to or exceeding overall compaction of paving base. Leave top of trench ready for asphalt by others. Minimum depth of cover of all pipe is as follows:

¾" – 1" pipe – minimum depth cover is 12"

1 ½" – 1 ½" pipe – minimum depth cover is 18".

Sleeving: Location of sleeving shown on plans is schematic. Sleeving Contractor to make adjustments necessary to accommodate existing vegetation, utilities and other existing conditions. Repair of damage to existing utilities, structures or other construction resulting from installation of sleeves is the responsibility of Sleeving Contractor. Verify those installed previous by others. Install PVC sleeves according to detail.

**Pipe Joints: Follow Manufacturer's Recommendation.**

Solvent weld PVC pipe, assemble according to Manufacturer's Recommendations, using appropriate PVC pipe cleaner/primer and solvent cement.

PVC to metal connection, Work metal connection first then use Teflon pipe fitting

Main line shall be installed according to Manufacturer's Recommendations.

**Pipe and Fittings Installation:** Install according to Manufacturer's Recommendations including snaking-in of PVC pipe to prevent excessive strain when contracting in cold weather. Solvent weld fittings must conform to Schedule 40 or Schedule 80 PVC dimensions and specifications for solvent weld fittings and as manufactured by Lasco, Inc.

Lateral lines and risers shall be as follows:

Install according to Manufacturer's Recommendations using standard techniques.

Combine lateral lines and main supply lines in common trenches wherever possible with specified minimum depth of coverage over all pipe (see Backfilling).

No risers.

Exchange of 4" pop-up to 12" high pop-in field by Landscape Designer is incidental.

Plug lines immediately upon installation to minimize infiltration of foreign matter.

Flush lateral lines and risers prior to installation of sprinkler heads.

No risers.

**Sprinkler Heads:** Low pop-up sprinkler heads shall be installed in such a manner that tip is 1" above finished grade. Where finish grade has not been established, extend a riser a minimum of 12" above existing grade to mark location of head. After finish grade is established, install heads at specified height on trip elbow swing joint; or flex pop when specified.

High pop-up heads: High pop-up shrub heads shall have the finished height determined by Landscape Designer.

Backfill around sprinkler head assembly in such a manner that sprinkler head is stabilized so that no lateral motion is exhibited during operation.

Height of all heads in bed areas to be determined in the field by Landscape Designer.

Install control wire in orderly fashion, locate in main line trench. Bundle wires together and tape at 10' intervals. Position wires under main line.

Allow for contraction of wires by providing looped slack at directional changes in supply line.

Keep wire splices to a minimum. All splices shall be waterproofed by using "3-M DBY'S" wire connectors. All splice locations to be indicated on "as-built drawings".

Pass Wires under existing or future paving, construction, etc. through PVC sleeves provided by Irrigation Contractor.

**Control Equipment:** Install automatic valves and controller according to Manufacturer's Recommendations. Appropriate locations are shown on the drawings.

**Valve Boxes:** All valves are to be housed in valve boxes. Install according to Manufacturer's Recommendations and according to details. Position boxes at a height that will not cause them to interfere with maintenance machinery (e.g., mowers) and such that soil and mulch do not wash into the box. Locate all valve boxes within plant bed areas wherever possible.

Install surge protection equipment on primary (110 VAC) power lines. Connect each surge protect unit to at least on 5/8" diameter by 9' long copper clad grounding electrode driven into the soil to its full depth. Place electrodes no closer than 2' from controller cabinet or any control or power wire. Be consistent in locating ground rods throughout installation with respect to controller position and not locations on "As-Built" Drawings.

Ground wire between surge protection device and grounding electrode to be single strand bare copper wire at least one size greater than wire supplying power to control unit. Route ground wire away from power and control wires where possible.

When it is necessary to pass through controller cabinet wall use two #L-70 copper grounding lugs and brass bolt as noted in detailed drawings. Use #WE 5/8" ground rod clamp (single piece and bolt) to make connection between ground rod a minimum of 10". Cover the top of rod and clamp with a Toro #850-00 cover with lid at grade level.

Balancing and Adjusting: Balance and adjust the various components of system so that overall operation of the system is most efficient. This includes synchronization of controllers, adjustment to pressure regulators, part circle sprinkler heads and individual station adjustments on controllers. The Contractor has the right to call in the Designer or Owner's Representative to aid in balancing and adjustment of system.

Operational Testing: Upon completion of irrigation system and after head installation, test entire system for proper operation. Flush all air from system and check components for proper operation.

"As-Built" Drawings: "As-Built" Drawings are to include locations of all wire splices, valves (automatic and manual) with triangulated measurements to each location as well as any deviations in location of piping and heads as represented by Contract Documents.

Owner Orientation: Upon completion of Work and final acceptance by Owner and Landscape Designer, Contractor is responsible for orientation of maintenance personnel in the operation, maintenance and repair of system. Furnish copies of all available parts lists, trouble-shooting lists and specification sheets to Owner prior to final payment.

Set initial watering schedules and programming on automatic controllers at the direction of Landscape Designer. Changes in schedules and programming and instructions on how to make such changes are under the responsibility of the Landscape Designer.

Winterizing the System: If Owner requires, irrigation piping must be winterized by first blowing system clear of water using compressed air (80 psi minimum) admitted into piping at a quick coupling valve or hose bib located at a higher elevation on the system piping. Activate individual zones; higher zones first, then proceed successively through the system towards lower elevations. Proceed through all zones twice. The air compressor used to winterize system must have an engine separate from compressor tanks to prevent high temperature air from being injected directly into PVC piping.

Clean Up: During Irrigation Work, keep project site clean and orderly. Upon completion of Work, clear grounds of debris, superfluous materials and all equipment. Remove from site to the satisfaction of Landscape Designer and Owner.

Protection: Protect Irrigation Work and materials from damage due to irrigation operations, operations by other contractors, trades and trespassers. Maintain protection until Date of Substantial Completion. Cover all openings into system as it is being installed to prevent obstructions in pipe and breakage, misuse or disfigurement of equipment.

Contractor is responsible for theft of equipment and material at job site before, during and after installation, until Date of Substantial Completion of the Work in total.

Inspection and Acceptance: Upon completion of Work, notify Landscape Designer and Owner at least three days prior to requested Date of Inspection for Substantial Completion. Prior to contacting Landscape Designer for the purpose of demonstrating all or any part of the system, thoroughly test the system for proper operation and make adjustments and replace any defective parts prior to inspection for Substantial Completion. Where inspected irrigation Work does not comply with requirements, replace rejected Work promptly, within two weeks of inspection. In unusual circumstances Owner may grant a longer time period. If such replacements are not completed within time specified, Contractor may be considered to be in default of Contract and Owner may use Contract Retainage to hire other Contractors to finish the Work.

### **ACCEPTANCE AND GUARANTEE**

Substantial Completion: Submit written requests for inspection for Substantial Completion to Landscape Architect at least three calendar days prior to anticipated Date of Inspection and Testing. Substantial Completion cannot be granted, and at the same time no further applications for payment shall be approved for more than 85% of contract until there has first been a walk-through for head coverage. At this time the Landscape Designer and the Owner's Representative will prepare a "punch list" that consists of items to be addressed and corrected by Contractor immediately. Depending on the extent of the Work on the "punch list", the Landscape Designer and the Owner's Representative will determine whether Substantial Completion is to be granted at that time or at a later date, pending the completion of the "punch list".

Submit record drawings and maintenance manuals to Landscape Designer with written request for inspection.

Review "punch list" Work jointly with the Owners Representative and Landscape Designer for Substantial Completion of total (contract) Work.

Upon satisfactory completion of repairs and replacements and completion of "As -Built" drawings, Landscape Designer and the Owners Representative will verify system for Substantial Completion and issue AIA Certificate of Substantial Completion if all items on "punch list" have been completed. If necessary another "punch list" will be written to itemize any deficiencies still existing and will be attached to AIA Certificate. Contractor shall complete all "punch list" items if possible within 30 days while continuing maintenance.

Date of Substantial Completion: Date of Substantial Completion will constitute beginning Date of One-Year Guarantee.

This Date also constitutes the beginning of the warranty responsibilities and acceptance by Owner and Landscape Designer.

Guarantee all Work, products, equipment and materials for one year, beginning at Date of Substantial Completion as per Written Letter of Notification.

Make good any damage, loss, destruction or failure. Repairs and replacements shall be done promptly and at no additional cost to Owner.

Repair damage to grade, plants and other Work or property as necessary.

If replacement are not acceptable during or at end of Guarantee Period Owner may elect either subsequent replacement or credit. Replacement products shall have a similar one-year guarantee from time of replacement.

Guarantee applies to all unacceptable conditions or losses with exception of those due to acts of nature, vandalism or Owner neglect, as determined by Landscape Designer. Acts of Nature include, but may not be limited to, high winds or hurricane or tornado force, sleet, hail, freezing rain and extreme cold (as determined by Landscape Designer).

Final Inspection and Acceptance: One year after the Date of Substantial Completion of Work in total, the Landscape Designer and Owner will inspect Work for Final Acceptance. Upon satisfactory completion of repairs and/or replacements Landscape Designer certifies, in writing, the Final Acceptance of Work.

At the end of Guarantee Period and upon request for inspection, jointly review all guaranteed Work for Final Acceptance. Submit written request for inspection for Final Acceptance to Landscape Designer at least two weeks prior to anticipated Date of Inspection; include list of Work Substantially Complete and list of Work replaced during Guarantee Period.

Upon completion by Contractor of all required replacements, Owner and Landscape Designer will confirm the Date of Final Acceptance of Work.

Applications for Payment will be covered in the general contract.

**ATTACHMENT "Q"****LANDSCAPE MAINTENANCE GUIDELINES**

- A. Begin maintenance at the commencement of Work of this section and continue until Substantial Completion, as part of Work of this section.
- B. Continue maintenance for a Maintenance Period of **6 months** after the date of Substantial Completion.
- C. Provide labor, materials, equipment, and means for proper maintenance of all materials and workmanship.
- D. Supervision: submit a written report and conduct a joint inspection with Landscape Architect maintenance program and procedures, at inspection for Substantial Completion.
- E. Maintenance of trees, shrubs, sod, and seed: Maintain all plants in a growing, well-formed, healthy condition by watering, fertilizing, pruning, weeding, spraying, wrapping, straightening, and replacement or by other necessary maintenance operations.
- F. **Watering: Monitor the owner's automatic watering system and schedule for proper watering of all plant material.**
- G. Advise the Landscape Architect immediately in writing of recommended alterations due to weather or other conditions.
- H. Water landscaped areas not covered by automatic watering system as frequently as necessary to maintain proper moisture level, using the following schedule as a guide:
  - I. Twice a month during March, April, and May. Once a week during June, July, August, September
  - J. No watering from October through February, except in drought conditions
- K. Resodding: Rework and resod areas that fail to show a uniform stand of grass. Perform work with the same kind of sod applied and repeated until all areas are covered with a uniform stand of grass.
- L. Reseeding: Rework and reseed areas, which fail to show a uniform stand of grass. Perform work with the same kind of seed applied and repeated until all areas are covered with a uniform stand of grass.
- M. Pruning: Remove dead wood as it becomes evident. Remove living portions of plants only at the direction of the Landscape Architect.
- N. Wilt-proofing: Apply approved anti-desiccant to all evergreen trees during the last two weeks of October (except pines).
- O. All Turf Areas: Two applications (fall and winter) of chemical pre-emergent spray have been approved. Two applications (during the growing season) of chemical contact spray (approved by owner).

- P. Spraying: For each spraying combine approved insecticide and fungicide to provide maximum protection for all plant materials. Three sprayings annually; in March, May and August. (Must be approved by owner)
- Q. Weeding (Beds): Two applications (Spring and Fall) of chemical pre-emergent spray, approved. Herbicide applications (during the growing season) of chemical contact spray (approved by owner). Two days per month (every two weeks) manual weeding (by hand) from March 1 through September 30; remove all visible weeds. All sedges must be chemically treated, not manually eradicated.
- R. Mulching: Keep planting areas neat and uniformly mulched to a specified depth continuously. In addition to replacing and re-spreading mulch as necessitated during the maintenance period completely replenish mulch in all planting areas one time (during the last month of the one-year guarantee period or as directed by the Landscape Architect.)
- S. Straightening: Maintain plants in their stable upright position and at the proper grade by straightening and tightening staking and guying apparatus and as approved by the Architect.
- T. Clean-up: Keep all planting areas neat, weeded, and uniformly mulched continuously. Clean up adjacent walks and pavement were lettered because of maintenance operations, continuously.
  - (1) *The 6-month maintenance period following Substantial Completion will be considered a lump sum item to be addressed as an item included in the contract.*

**SUPPLEMENT TO GENERAL REQUIREMENTS  
FOR  
CONSTRUCTION OF PUBLIC IMPROVEMENTS  
DITTO LANDING EVENT SPACE PARKING LOT  
PROJECT # 71-26-SP36  
CITY OF HUNTSVILLE, ALABAMA**

## SUPPLEMENT TO GENERAL REQUIREMENTS

### 1. GENERAL

The attention of all bidders is called to Code of Alabama §§ 34-8-1 and 34-8-2 (1975) AND 34-8-1, 34-8-2, 34-8-4, 34-8-6, 34-8-7, 34-8-8 AND 34-8-9 (AMENDED 1996) setting forth the definition of general contractor and the licensing procedures and requirements for state licensing. No one is entitled to bid and no contract may be awarded to anyone who does not possess a valid general contractor's license and the required classification for the municipal type work to be performed. The general contractor's State of Alabama license and classification must appear on the outside of the bid envelope along with the general contractor's name and address, project name and number and date and time of bid opening. Failure to provide this will be cause to reject the bid.

In determining the successful bidder, the Owner will consider in addition to the bid prices, such responsibility factors as characteristics and responsibility, skill, experience, record of integrity in business, and of performance offered and past record of performance on Owner contracts on other similar projects. Any other factors not specifically mentioned or provided for herein, in addition to that of the bid price which would affect the final cost to the Owner, will be taken into consideration in making award of contract. The right is reserved to reject any bid where investigation of the business and technical organization of the bidder available for the contemplated work, including financial resources, equipment, and experience on similar projects does not satisfy the Owner that such bidder is qualified to perform the work. The City Council of the City of Huntsville reserves the right to reject any and all bids and to waive informalities.

Separate sealed bids for the construction of this project shall be accompanied by Bid Bond in the amount of five percent (5%) of the amount of the bid not to exceed \$10,000.00. Quantities are known as Attachment "A". No bidder may withdraw his bid within ninety (90) days after the actual date of opening. Addenda, the Supplement to General Requirements for Construction of Public Improvements City of Huntsville Specifications, Standard Specifications for Construction of Public Improvements Contract Projects, the supplemental specifications, the plans, special provisions and all supplementary documents are essential parts of the contract, and a requirement occurring in one is as binding as though occurring in all. They are intended to be complementary and to describe and provide for a complete work. In case of discrepancy, calculated dimensions, unless obviously incorrect, shall govern over scaled dimensions. Contract Document Order of Precedence shall be as follows: 1. Addenda; 2. General Requirements (instructions to Bidders and Bid Proposal including attachments); 3. Supplement to General Requirements; 4. Drawings/City of Huntsville Standard Specifications for Construction of Public Improvements Contract Projects, 1991; 5. Supplemental Specifications (Earthwork, Chain Link Fences, and Gates); 6. Special Conditions; and 7. Current ALDOT Specifications. All bid openings and any scheduled pre-bid conferences are open to the public and will be held in Training Room 624 on the 6th Floor at 305 Fountain Circle, Huntsville, Alabama, unless otherwise noted.

All references to OWNER shall mean City of Huntsville, Alabama. All references to City Engineer shall mean OWNER.

### 2. PROPOSAL PREPARATION

(A) Proposal Form. The bidder's proposal must be submitted on the complete original proposal form furnished him by the City. Unless otherwise provided in the proposal, joint venturers may submit a proposal for a joint venture of qualified bidders on a proposal form issued to one of them, provided each venturer has taken out a proposal and provided the proposal is signed by each co-venturer.

(B) Details. On the proposal form, the bidder shall enter in numbers a unit price and the extended amount bid (unit price x quantity) in the appropriate column for each bid item, exclusive of those items for which a fixed contract unit price and extension amount are shown. On lump sum items an entry shall be shown in the amount bid column. If a bidder wishes to bid an item free, then he shall enter 0 (zero) in both the unit price column and amount bid column. After all extensions are made, the bidder shall total the extended amounts of the bid items and show his total bid amount in the appropriate place on the proposal form. All figures shall be legibly shown in ink or typed. Any interlineation, erasure or other alteration of a figure shall be initialed by the signer of the proposal. The City will check the extension of each item given in the proposal and correct all errors and discrepancies. In case of a discrepancy between a unit bid price and the extension amount, the unit price shall govern. The sum of the extension amounts will be the contract bid price. The undersigned bidder further understands that any deletions or additions designated on the outside of the bid envelope, must indicate the particular bid item relative to the deletion or addition, even if the deletion or addition references to deduct or add to the Total Base Bid. Any bids received that are unsealed will be immediately rejected.

(C) Signing. The bidder's proposal must be signed with ink by the individual, by one or more members of the partnership, by one or more members or officers of each firm representing a joint venture, or by one or more officers of a corporation or by an agent of the Contractor legally qualified and acceptable to the City. If the proposal is made by an individual, his name and post office address must be shown; by a partnership, the name and post office address of each partnership member must be shown; as a joint venture, the name and post office address of each member or officer of the firms represented by the joint venture must be shown; by a corporation, the name of the corporation and the business address of its corporate officials must be shown. The proposal bid bond, if bid bond is tendered, shall be properly signed by the bidder and the surety.

(D) Irregular Proposals. Proposals will be considered irregular and will be rejected if they contain any omissions, alteration of form, additions not called for, incomplete bids (includes failure to enter a unit bid price on a bid item or, in the case of an

alternate, the alternate being bid by the Contractor), interlineations, erasures or alterations not initialed by the person signing the proposal, or other irregularities of any kind. Bids that are not signed will be considered non-responsive and will be rejected. No proposal will be opened that does not contain the contractor's Alabama State license number. Proposals may be rejected at any time prior to the execution of the contract. Any bidder using the same or different names for submitting more than one proposal upon any project will be disqualified from further consideration on that project.

(E) Delivery of Proposals. Each proposal for each contract shall be placed, together with the proposal guaranty, in a sealed envelope on the outside of which is written in large letters "Proposals for Work" and so marked as to indicate the project name, project number, bidder name, and State license number. Proposals will be received by the OWNER or his representative unless otherwise provided until the hour and date set in the notice to Contractors for the opening thereof. No proposal will be considered which has not been received prior to the hour and date set for the opening of bids. Proposals received after that time will be returned. No proposal will be opened that does not contain the contractor's Alabama State license number. Proposals that are mailed should be sent to the attention of: Engineering Procurement & Contracts Coordinator, Engineering Department, 305 Fountain Circle, Huntsville, AL 35801 and must be received prior to bid opening date and time stated in the Notice to Contractors (Attachment F).

(F) The City will not be responsible in the event the U.S. Postal Service or any other courier system fails to deliver the bid response to the City's Engineering Department office by 10:00:00 AM local time deadline stated in the bid request. Any bid received after the opening date and time will not be considered. All bids must be in OWNER or his/her representative's possession by 10:00:00 AM CST on the scheduled bid opening date. Bid packets will be date and time stamped upon receipt by Engineering Department.

### **3. QUANTITIES**

The undersigned bidder understands that when unit prices are called for, the quantities shown herein are approximate only and are subject to increase or decrease, and offers to do the work whether the quantities are increased, or decreased, at the unit prices stated in the proposal. Any substantial changes requiring an increase must be approved by change order prior to work and authorized by City Council Action. The undersigned bidder also understands that when lump sum bids are called for, he will be required to furnish all equipment, labor, material and other items or cost to construct a complete facility. See Attachment "A" - Bid Quantities or revised Attachment if quantities have changed after pre-bid meeting.

### **4. CHANGE ORDERS**

#### **(A) Changes in the Work**

Without invalidating the agreement, the owner may, at any time or from time to time, order additions, deletions or revisions in the work; these will be authorized by change orders. Upon receipt of a change order, the contractor will proceed with the work involved. All such work shall be executed under the applicable conditions of the contract documents. A change order signed by the contractor indicates his agreement.

The OWNER may authorize minor changes or alterations in the work not involving extra cost and not inconsistent with the overall intent of the contract documents. These may be accomplished by a field order.

Additional work performed by the contractor without authorization of a change order will not entitle him to an increase in the contract price or an extension of the contract time, except in the case of an emergency.

The owner will execute appropriate change orders prepared by the engineer covering changes in the work to be performed and work performed in an emergency and any other claim of the contractor for a change in the contract time or the contract price which shall be approved by the OWNER.

It is the contractor's responsibility to notify his surety of any changes affecting the general scope of the work or change in the contract price and the amount of the applicable bonds shall be adjusted accordingly. The contractor will furnish proof of such adjustment to the owner.

#### **(B) Change of Contract Price.**

The contract price may only be changed by a change order. Any claim for additional compensation shall be based on written notice delivered to the Owner and Engineer within ten (10) days of the occurrence of the event giving rise to the claim. Notice of the extent of the claim with supporting data shall be delivered within forty-five (45) days of such occurrence unless OWNER allows an additional period of time to ascertain more accurate data. The contract price constitutes the total compensation payable to the contractor for performing the work. All duties, responsibilities and obligations assigned to or undertaken by the contractor shall be at his expense without changing the contract price. The owner may at any time without notice to the sureties, by written order designated or indicated to be a change order, make any change in the work within the general scope of the contract, including but not limited to changes: (1) in the specifications (including drawings and designs); (2) in the method or manner of performance of the work; (3) in the owner-furnished facilities, equipment, materials, services, or site; or (4) directing acceleration in the performance of the work. Any other written order or an oral order from the owner which causes any such change, shall

be treated as a change order under this clause, provided that the contractor gives the owner written notice stating the date, circumstances, and source of the order and that the contractor regards the order as a change order.

**(C) Change in the Contract Time.**

The contract time may only be changed by a change order. Any claim for an extension in the contract time shall be based on written notice delivered to the owner and engineer within ten (10) days of the occurrence of the event giving rise to the claim. Notice of the extent of the claim with supporting data shall be delivered within forty-five (45) days of such occurrence unless OWNER allows an additional period of time to ascertain more accurate data. All claims for adjustment in the contract time shall be determined by OWNER if owner and contractor cannot otherwise agree. Any change in the contract time resulting from any such claim shall be incorporated in a change order. The contract time will be extended in an amount equal to time lost due to delays beyond the control of contractor if he makes a claim as provided above. Such delays shall include, but not be restricted to, acts or neglect by any separate contractor employed by owner, fires, floods, labor disputes, epidemics, abnormal weather conditions, or acts of God.

All time limits stated in the contract documents are of the essence of the agreement. The provisions shall not exclude recovery for damages (including compensation for additional professional services) for delay by either party. No claim for delay shall be allowed because of failure to furnish drawings until two weeks after demand for such drawings and not then unless such claim be reasonable.

**(D) Time extension for abnormal weather conditions**

In order for the owner to award a time extension for abnormal weather, the following conditions must be satisfied:

1. The weather experienced at the project site during the contract period must be found to be unusually severe, that is, more severe than the adverse weather anticipated for the project location during any given month.
2. The unusually severe weather must actually cause a delay to the completion of the project. The delay must be beyond the control and without fault or negligence of the contractor.

The following table of monthly anticipated adverse weather delays is based on National Oceanic and Atmospheric Administration (NOAA) and similar data for the project location and will constitute the base line for monthly weather time evaluations. The Contractor's normal progress schedule must reflect these anticipated adverse weather delays in all weather dependent activities. The contractor's bid shall include the impact of the anticipated lost days in his quotation for the time he is to be on site.

| JAN | FEB | MAR | APR | MAY | JUN | JUL | AUG | SEP | OCT | NOV | DEC |
|-----|-----|-----|-----|-----|-----|-----|-----|-----|-----|-----|-----|
| 11  | 8   | 6   | 4   | 4   | 5   | 6   | 4   | 4   | 3   | 4   | 8   |

Actual adverse weather delay days must prevent work on critical activities for 50% or more of the contractor's scheduled work day before it is considered a weather delay day.

**5. MAINTAIN OFFICE**

The successful contractor shall establish an office in Huntsville, Alabama, with telephone service, and shall maintain close liaison with the OWNER.

**6. SUBCONTRACTORS**

The prime contractor shall be responsible for all work covered under the executed contract; therefore, this responsibility cannot be shifted by subcontracting the work to others. All subcontractors shall be approved by the OWNER and shall be properly licensed as required by Alabama State Law. (Code of Alabama §§ 34-8-1 and 34-8-2 (1975) AND 34-8-1, 34-8-2, 34-8-4, 34-8-6, 34-8-7, 34-8-8 AND 34-8-9 (AMENDED 1996)) A list of all subcontractors proposed for use on the project shall be provided to the OWNER at the time that bids are received. This document will be known as ATTACHMENT "D". Lien waivers will be required from all subcontractors at the time of submittal of the final payment request. Contractor shall keep the "Subcontractor's Listing" updated throughout the project duration and submit a copy of the listing with the request for final payment. Noncompliance with this request may cause delay in payment to the Contractor.

All subcontractors must be approved in writing by Owner. If the subs listed on Attachment "D" are approved by the Owner, you will be notified in your notice to proceed. Any additional subcontractors needed during the contract period shall be approved by written letter from the Owner. See Section 40 for Correction to City of Huntsville Standards Specifications for Construction.

**7. BID BOND**

Accompanying this proposal is a certified check or original signed, dated and sealed bid bond in the amount of not less than

five percent (5%) of the total amount shown on the schedule of prices, not exceeding \$10,000.00 dollars, payable to the City of Huntsville, Alabama, which is to be forfeited, as liquidated damages, if, in the event that his proposal is accepted, the undersigned shall fail to execute the contract and furnish a satisfactory contract bond under the conditions and within the time specified in this proposal; otherwise, said certified check or bid bond is to be returned to the undersigned.

8. N/A

9. LIABILITY INSURANCE (SEE ALSO ATTACHED INSURANCE FOR CONTRACTORS, WHICH IS SHOWN AS SECTION 24.)

The Contractor shall provide and maintain comprehensive general public liability insurance protecting the Contractor and the City against claims arising out of or resulting from the Contractor's operation under his contract for personal injury or property damage with minimum combined single limits of \$2,000,000, whether such operations are performed by himself, or by anyone directly or indirectly employed by them. Liability is not necessarily limited to the minimum amounts of insurance required herein, especially where other insurance coverage is available. In addition, a copy of the policy may be requested upon award. Certificates of insurance acceptable to the City shall be filed with the City prior to commencement of work and said certificate shall provide that policies will not be altered or canceled until at least 30 days prior written notice has been given to the City.

The Contractor shall indemnify and hold the OWNER, its officers and employees harmless from any suits, claims, demands, damages, liabilities, costs and expenses including reasonable attorney's fees, arising out of or resulting from the performance of the work. Certificates of Insurance are required naming the City as the Certificate Holder. The Certificates should reflect the insurance coverage required herein. The Certificates are to be signed by a person authorized by the Insurer to bind coverage on its behalf and must be an original signature. The Certificates must indicate coverage will not be canceled or non-renewed except after thirty (30) days prior written notice to the City at the following address: City of Huntsville, P.O. Box 308, Huntsville, Alabama 35804, Attention: Mary Ridgeway.

10. LICENSES AND CLASSIFICATIONS

In order to receive the award of this contract, the Contractor/Subcontractor(s) shall be required to possess a valid general contractor's license in accordance with Code of Alabama §§34-8-2 (1975) and (1996 amended) Code of Alabama as stated in Section 1 above. This general contractor's license shall be a State of Alabama general contractor's license and shall be maintained throughout the term of this contract. A valid City of Huntsville license shall also be maintained throughout the term of this contract by the Contractor/Subcontractor(s).

The required classification for this project is stated in the Notice to Contractors also known as Attachment "F".

11. PERMITS

Additionally, the contractor shall be required to obtain and pay for all other federal, state or local permits, licenses, and fees which may be necessary or required in order to perform the work detailed herein. A City of Huntsville Contractor's License must be obtained from the City of Huntsville Inspection Department at the time signatures are obtained on contracts. A copy of City of Huntsville license shall be provided to the OWNER at the time the contract is executed. If project requires an ADEM permit, the Contractor is responsible for transferring the ADEM permit from the City of Huntsville to the Contractor upon award of bids.

12. PAYMENT

The OWNER agrees to pay the Contractor as follows: Once each month per project. The OWNER shall make partial payment to the Contractor on the basis of duly certified and approved estimates of the work performed during the preceding month by the Contractor, less five percent (5%) of the amount of such estimate, which is to be retained by the City until all of the work has been performed. Owner reserves the right to withhold payments for, but not limited to: a) defective work not remedied or defective materials not removed from site; b) claims filed, or reasonable evidence indicating imminent filing of claims against the Contractor; c) failure of the Contractor to make payments properly to subcontractors for labor, materials and equipment; d) a reasonable doubt that the Contract can be completed for the balance then unpaid; e) damage to another Contractor; f) performance of work in violation of the terms of the Contract; g) expiration of Contract time. Liquidated damages will be deducted from all invoices when the invoice estimate period end date is later than the contract completion date. All pay requests will be submitted by hard copy. A sample copy of the invoice is attached as Attachment "G". Two originals and two copies of the invoices are required before payment will be made. The originals and copies should be submitted each month to the Administrative Officer in the Engineering Department. No further retainage will be held after fifty percent (50%) of the contract is complete. All payments to Contractor will be made as soon as practical after the approval and finance processes have been completed. SEE SECTION 32 FOR INFORMATION ON FINAL PAYMENT.

13. N/A

14. EXAMINATION OF PLANS, SPECIFICATIONS, SPECIAL PROVISIONS, and SITE WORK

Before submitting a proposal, bidders shall examine carefully the site of the proposed work, the general and local conditions,

the proposal form, standard specifications, supplemental specifications, special provisions, all addenda, and the bid bond form, and it is mutually agreed that the submission of a proposal shall be prima facie evidence that the bidder has made such examination and has judged for and satisfied himself as to the conditions to be encountered in performing the work, and to the requirements of plans, standard specifications, supplemental specifications, special provisions, contract, and bonds. No adjustments or compensation will be allowed for losses caused by failure to comply with this requirement. Boring logs and other records of subsurface investigations may be available for inspection by bidders. Bidders shall request such records if they are not otherwise provided with bid documents. If available, it is understood that such information was obtained and is intended for the City of Huntsville's design and estimating purposes only. It is made available to bidders that they may have access to identical subsurface information available to the City, and is not intended as a substitute for personal investigation, interpretations and judgment of the bidders. Bidders are advised that the City disclaims responsibility for any opinions, conclusions, interpretations, or deductions that may be expressed or implied in any of the information presented or made available to bidders; it being expressly understood that the making of deductions, interpretations, and conclusions from all of the accessible factual information is the bidder's sole responsibility.

The Contractor shall have a continuing duty to read, carefully study and compare each of the Contract Documents, the Shop Drawings, and the Product Data and shall give written notice to the Owner of any inconsistency, ambiguity, or error omission which the Contractor may discover with respect to these documents before proceeding with the affected work. The issuance or the express or implied approval by the Owner or the Engineer of the Contract Documents, Shop Drawings, or Product Data shall not relieve the Contractor of the continuing duties imposed hereby, nor shall any such approval be evidence of the Contractor's compliance with this Contract. The Owner has requested the Engineer to only prepare documents for the Project, including drawings and specs for the project which are accurate, adequate, consistent, coordinated and sufficient for construction. HOWEVER, the OWNER MAKES NO REPRESENTATION OR WARRANTY OF ANY NATURE WHATSOEVER TO THE CONTRACTOR CONCERNING SUCH DOCUMENTS. By the execution hereof, the Contractor acknowledges and represents that it has received, reviewed, and carefully examined such documents, has found them to be complete, accurate, adequate, consistent, coordinated and sufficient for construction, and that the Contractor has not, does not, and will not, rely upon any representation or warranties by the Owner concerning such documents as no such representation or warranties have been or are hereby made.

**15. INCLUSIONS TO CONTRACT**

The parties further agree that the advertisement for bids, instructions to bidders, contractor's proposal, plans and specifications, general requirements, supplement to general requirements and general terms and conditions, together with any addenda thereto, made prior to submission of the contractor's proposal and all modifications agreed to by the parties and issued after the execution of this contract are a part of this contract as if fully set out herein.

**16. COMMENCEMENT OF WORK**

It is further understood and agreed that the Contractor shall commence work to be performed under this contract within fifteen (15) days from the date of this contract, unless otherwise instructed in writing by the OWNER. All work shall be carried on continuously to completion.

**17. CONTRACT TIME**

All work is to be completed within the allotted time of the original contract, which is stated in the bid proposal documents, unless a valid change order has been issued which alters the contract time period.

**18. LIQUIDATED DAMAGES**

It is further understood and agreed by and between the parties to this contract, that in the event the work to be performed under this contract is not completed at the expiration of the contract time, then, and in that event, the Contractor shall pay to the City the amounts per calendar day by the schedule shown in the schedule in the City of Huntsville Standard Specifications, Section 80.11 – "Schedule of Liquidated Damages" for each day thereafter until such work is completed. The City will deduct said sum or sums from any money due the Contractor under this contract for any and all invoices submitted after the contract due date. (See Section 12.). Attachment "G" – Sample of Request for Payment with Liquidated Damages shall become a part of the contract documents. Liquidated damages will be deducted from all invoices when the invoice estimate period end date is later than the contract completion date.

**Section 80.11 – "Schedule of Liquidated Damages" has been amended as follows effective 2/1/11 and revised in COH specifications 3/7/11:**

| Original Contract Amount |                  | Liquidated Damages Daily Charge |          |
|--------------------------|------------------|---------------------------------|----------|
| More Than                | To and Including | Calendar Day or Fixed Date      | Work Day |

|              |              |          |          |
|--------------|--------------|----------|----------|
| \$ 0         | \$ 100,000   | \$ 200   | \$ 400   |
| \$ 100,000   | \$ 500,000   | \$ 550   | \$ 1,100 |
| \$ 500,000   | \$ 1,000,000 | \$ 900   | \$ 1,800 |
| \$ 1,000,000 | \$ 2,000,000 | \$ 1,350 | \$ 2,700 |
| \$ 2,000,000 | .....        | \$ 1,550 | \$ 3,100 |

When the contract time is on the calendar day or date basis, the schedule for calendar days shall be used. When the contract time is on a work day basis, the schedule for work days shall be used.

Amounts in accordance with ALDOT and COH specifications and is based on contract amount before Change Orders.

19. **STORAGE OF MATERIALS**

The Contractor shall not permit the storage of materials on or use of any property outside the right-of-way easement or property identified as the project site.

20. **TRAFFIC FLOW**

The Contractor shall be responsible for the uninterrupted, orderly and safe flow of traffic around, on, over or across the project site.

21. **TERMINATION FOR CONVENIENCE**

A. The City may for any reason whatever terminate performance under this Contract in whole or in part by the Contractor for convenience. The City shall give written notice of such termination to the Contractor specifying when the full or partial termination becomes effective.

B. The Contractor shall incur no further obligations in connection with the Work and the Contractor shall stop Work when such termination becomes effective. The Contractor shall also terminate outstanding orders and subcontracts and shall not purchase any additional supplies, equipment or materials for the Work, and shall make every effort to mitigate the costs of termination. The Contractor shall settle the liabilities and claims arising out of their termination of subcontracts and orders. The City may direct the Contractor to assign the contractor's right, title and interest under terminated orders or subcontracts to the City or its designee and may direct the Contractor to take steps to preserve the Work in place at the time of the termination.

C. The Contractor shall transfer title and deliver to the Owner such completed Work and materials, equipment, parts, fixtures, information and Contract rights as the Contractor has.

D. (1) The Contractor shall submit a termination claim to the City and the Consultant specifying the amounts due because of the termination for convenience together with costs, pricing or other data required by the City. If the Contractor fails to file a termination claim within six (6) months from the effective date of termination, the owner shall pay the Contractor, an amount derived in accordance with subparagraph (3) below.

(2) The City and the Contractor may agree to the compensation, if any, due to the Contractor hereunder.

(3) Absent agreement to the amount due to the Contractor, the City shall pay the Contractor the following amounts:

(a) Contract prices for labor, materials, equipment and other services accepted under this Contract.

(b) Reasonable costs incurred in preparing to perform and in performing the terminated portion of the work, and in terminating the Contractor's performance, plus a fair and reasonable allowance for overhead and profit thereon (such profit shall not include anticipated profit or consequential damages); provided, however, that if it appears that the Contractor would not have profited or would have sustained a loss if the entire Contract would have been completed, no profit shall be allowed or included and the amount of compensation shall be reduced to reflect the anticipated rate of loss, if any. Costs incurred in performing the terminated portion of the work must have been incurred prior to the effective date of the termination.

(c) Reasonable costs of settling and paying claims arising out of the termination of subcontracts or orders pursuant to Paragraph B of this clause. These costs shall not include amounts paid in accordance with other provisions hereof.

The Total Sum to be paid the Contractor under this clause shall not exceed the total Contract Price, as properly adjusted, reduced by the amount of payments otherwise made, and shall in no event include duplication of payment.

The Owner specifically reserves the right to convert a termination for convenience into a termination for cause within one (1) year after the effective date of the termination for convenience, in the event that the Owner becomes aware of circumstances or conditions with regards to the Work that would have warranted the Owner terminating for default, had those circumstances or conditions been properly known by the Owner, at the time of the termination for convenience. The Owner may, upon written notice to the Contractor of its intention to convert the termination for convenience to a termination for cause, initiate the termination for cause procedures at that time, as set forth in the Performance Bond, and the termination for convenience shall then be converted to a termination for cause.

## 22. TERMINATION FOR CAUSE

- A. If the Contractor persistently or repeatedly refuses or fails to prosecute the work in a timely manner, supply enough properly skilled workers, supervisory personnel or proper equipment or material, or if it fails to make prompt payment to Subcontractors or for materials or labor, or persistently disregards laws, ordinances, rules, regulations, or orders of any public authority having jurisdiction, or otherwise is guilty of a substantial violation of a material provision of this Contract, then the Owner may, by written notice to the Contractor, without prejudice to any other right or remedy, terminate the employment of the Contractor and take possession of the site and of all materials, equipment, tools, construction equipment, and machinery thereon owned by the Contractor and may finish the Work by whatever methods it may deem expedient. In such case, the Contractor shall not be entitled or receive any further payment until the Work is finished.
- B. If the unpaid balance of the Contract Price exceeds the cost of finishing the work, including compensation for the additional professional services and expenses made necessary thereby, such excess shall be paid to the Contractor. If such costs exceed the unpaid balance, the Contractor shall pay the difference to the City. This obligation for payment shall survive the termination of the Contract.
- C. In the event the employment of the Contractor is terminated by the City for cause pursuant to Paragraph A and it is subsequently determined by a court of competent jurisdiction that such termination was without cause, such termination shall thereupon be deemed a Termination for Convenience and the provisions of the Termination for Convenience clause shall apply.

## 23. UNBALANCED BIDS

The City may reject a bid as nonresponsive if the prices bid are materially unbalanced between line items. A bid is materially unbalanced when it is based on prices which are significantly overstated or understated in relation to cost for other work, and if there is a reasonable doubt that the bid will result in the lowest overall cost to the City even though it may be the low evaluated bid.

## 24. ADDITIONAL INSURANCE REQUIREMENTS

The Contractor shall carry insurance of the following kinds and amounts in addition to any other forms of insurance or bonds required under the terms of the contract specifications. The Contractor shall procure and maintain for the duration of the job until final acceptance by the Owner, or as later indicated, insurance against claims for injuries to persons or damages to property which may arise from or in connection with the performance of the work hereunder by the Contractor, his agents, representatives, employees or subcontractors.

### A. **MINIMUM SCOPE OF INSURANCE**

#### 1. General Liability

Insurance will be written on an occurrence basis. Claims-made coverage will be accepted only on an exception basis after the Owner's approval. General Liability Coverage and Owners Contractors Protective Insurance should be written by this same insurance company.

Commercial General Liability

Products and Completed Operations

Contractual Liability

Personal Injury and Advertising Injury

Explosion, Collapse and Underground Hazards (X.C. and U)

Broad Form Property Damage Liability

Severability of Interests

Waiver of Subrogation

Per Project Aggregate Limits

2. Professional Liability

N/A

3. Railroad's Protective Bodily Injury Liability and Property Damage Liability Insurance

In any case where contract involves work within fifty (50) feet of a railroad right-of-way, the contractor shall carry insurance for himself and insurance in the name of the Railroad Company in the amounts and under the terms specified in the special provisions for each contract.

4. Automobile Liability

Business Automobile Liability providing coverage for all owned, hired and non-owned autos. Coverage for loading and unloading shall be provided under either automobile liability or general liability policy forms. Waiver of subrogation to be included.

5. Worker's Compensation Insurance

Statutory protection against bodily injury, sickness or disease or death sustained by employee in the scope of employment. Protection shall be provided by a commercial insurance company or a recognized self-insurance fund authorized before the State of Alabama Industrial Board of Relations. Coverage shall include Waivers of subrogation to be included.

6. Employers Liability Insurance

Covering common law claims of injured employees made in lieu of or in addition to a worker's compensation claim.

7. Owner's, Contractors Protective Liability

Insurance naming the City of Huntsville as the named insured.

**B. MINIMUM LIMITS OF INSURANCE**

1. General Liability

Commercial General Liability on an occurrence form for bodily injury and property damage:

|             |                                           |
|-------------|-------------------------------------------|
| \$2,000,000 | General Aggregate Limit                   |
| \$2,000,000 | Products - Completed Operations Aggregate |
| \$2,000,000 | Personal and Advertising Injury           |
| \$2,000,000 | Each Occurrence                           |

2. Professional Liability

N/A

3. Railroads Protective

\$500,000

4. Automobile Liability

\$1,000,000 Combined Single Limit per accident for bodily injury and property damage.

5. Worker's Compensation

As required by the State of Alabama Statute. Coverage shall include waivers of subrogation in favor of the Owner.

6. Employers Liability

|           |                         |
|-----------|-------------------------|
| \$100,000 | Bodily Injury           |
| \$500,000 | Policy Limit by Disease |

7. Owner's, Contractors, Protective:

|             |                |
|-------------|----------------|
| \$1,000,000 | Per Occurrence |
| \$1,000,000 | Aggregate      |

8. Umbrella (Excess) Liability Insurance:

- a. For projects or contract values in excess of \$5,000,000, Umbrella or Excess Liability Insurance is required in an amount of \$5,000,000 per occurrence and \$5,000,000 aggregate.
- b. For projects or contract values in excess of \$10,000,000, Umbrella or Excess Liability Insurance is required in an amount of \$10,000,000 per occurrence and \$10,000,000 aggregate.

**C. OTHER INSURANCE PROVISIONS**

The City is hereby authorized to adjust the requirements set forth in this document in the event it is determined that such adjustment is in the Owner's best interest. If the insurance requirements are not adjusted by the City prior to the City's release of specifications with regard to the project in question, then the minimum limits shall apply.

The policies are to contain, or be endorsed to contain, the following provisions:

1. General Liability and Automobile Liability Coverages Only:

a. The City, its elected and appointed officials, employees, agents and specified volunteers are to be covered as Additional Insureds, as their interest may appear, as respects: liability arising out of activities performed by or on behalf of the contractor for products used by and completed operations of the Contractor, or automobiles owned, leased, hired or borrowed by the Contractor. Additional insured status shall be through ISO Additional Endorsement CG 20 10 11 85 or equivalent that is sufficient to provide the coverage required by this Agreement.

b. The Contractor's insurance coverage shall be primary insurance as respects the City, its elected and appointed officials, employees, agents, and specified volunteers, as their interest may appear. Any insurance or self-insurance maintained by the City, its officers, officials, employees, agents or specified volunteers shall be excess of the Contractor's insurance and shall not contribute to it.

c. The Contractor's insurance shall apply separately to each insured against whom claim is made or suit is brought, except with respect to the limits of the insurer's liability.

2. All Coverages

a. The Contractor is responsible to pay all deductibles. Each insurance policy required by this clause shall be endorsed to state that coverage shall not be suspended, voided, canceled by either party, reduced in coverage or in limits except after thirty (30) days' prior written notice by certified mail, return receipt requested, has been given to the City. Cancellation of coverage for non-payment of premium will require ten (10) days' written notice to the City.

b. Any failure to comply with reporting provisions of the policies shall not affect coverage provided to the City, its officers, employees, agents or specified volunteers.

**D. ACCEPTABILITY OF INSURERS**

Insurance is to be placed with insurers qualified to do business in the State of Alabama with an A. M. Best's rating of no less than A - V.

**E. VERIFICATION OF COVERAGE**

The Owner shall be indicated as a Certificate Holder and the Contractor shall furnish the Owner with Certificates of Insurance reflecting the coverage required by this document. The A.M. Best Rating and deductibles, if applicable, shall be indicated on the Certificate of Insurance for each insurance policy. The certificates for each insurance policy are to be signed by a person authorized by that insurer to bind coverage on its behalf. All certificates are to be received and approved by the Owner before work commences. The Owner reserves the right to require complete, certified copies of all required insurance policies at any time.

**F. SUBCONTRACTORS WORKING FOR GENERAL CONTRACTOR, OR ARCHITECTS, ENGINEERS, LAND SURVEYORS OR CONSULTING FIRMS WORKING FOR THE ENGINEER OF RECORD**

The Contractor shall include all subcontractors as insured under its policies or shall furnish separate certificates and/or endorsements for each subcontractor. The Engineer of Record shall include all architects, engineers, land surveyors or consulting firms as insured under its policies other than professional liability, or shall furnish separate certificates and/or endorsements for each architect, engineer, land surveyor or consulting firm. Subcontractors working for the contractor or architects, engineers, land surveyors, or consulting firms working for the Engineer or Record shall be required to carry insurance.

**G. HOLD HARMLESS AGREEMENT**

### 1. Other Liability Exposures

The Contractor, architect, engineer, land surveyor or consulting firm, to the fullest extent permitted by law, shall indemnify, hold harmless, and defend the City of Huntsville, its elected and appointed officials, employees, agents and specified volunteers against all claims, damages, losses and expenses, including, but not limited to, attorney's fees, caused by, arising out of or resulting from or in connection with the performance of the work, provided that any such claim, costs, damage, loss or expense (1) is attributable to personal injury, including bodily injury, sickness, disease or death, or to injury to or destruction of tangible property, including loss of use resulting there from and (2) is caused by, in whole or in part, any active or passive negligent act or omission of the contractor, architect, engineer, land surveyor or consulting firm, or any of their subcontractors, sub consultants, or anyone directly or indirectly employed by any of them or anyone for whose acts they are legally liable. Such obligation should not be construed to negate, abridge, or otherwise reduce any other right or obligation of indemnity which would otherwise exist as to any party or person described in this paragraph.

### 2. Liability

The Contractor agrees that as respects to negligent acts, errors, or omissions in the performance of services, to indemnify and hold harmless the City of Huntsville, its agents and their officers, representatives, employees, and specified volunteers from and against any and all claims, demands, losses and expenses including, but not limited to attorney's fees, liability, or consequential damages of any kind or nature resulting from any such negligent acts, errors, or omissions of the Contractor or any of their sub-consultants directly or indirectly employed by them or anyone directly or indirectly employed by them or anyone for whose acts they are legally liable.

### 3. Indemnity

In claims against any person or entity indemnified under this Paragraph by an employee of the Contractor, any one directly or indirectly employed by them or anyone for whose acts they may be liable, the indemnification obligation under this Paragraph shall not be limited by a limitation on amount or type of damages, compensation or benefits payable by or for the Contractor or a Subcontractor under workers' compensation acts, disability benefit acts or other employee benefit acts.

### 25. DOMESTIC PREFERENCES

In the performance of this contract, the contractor shall comply with Ala Code (1975) §§ 39-3-1 through 39-3-5 in supplying steel, materials, supplies, other products, and labor. Failure to comply with these requirements shall subject the contractor to the penalties set forth in the sections of the Alabama Code set forth above.

### 26. TIME IS OF THE ESSENCE

Time is of the essence in the performance of this contract.

### 27. NO DAMAGES FOR DELAYS

In the event that the Contractor is delayed in the performance of the work for the reasons set forth in §80.09 of the City of Huntsville's Standard Specifications for the Construction of Public Improvements, Contract Projects, 1991, then the Contractor's recovery for such delay shall be limited to the extensions of time in contract performance in accordance with the provisions of §80.09 and in §4(c) "Changes in Contract Time" as set forth in the Request for Bids.

In such circumstances, time extensions are the sole remedy provided to the Contractor. The Contractor shall make no claim for extra compensation due to delays of the project beyond his control. Such delays may include those caused by an act of neglect on the part of the owner or the engineer, or by an employee of either, or by any separate contractor employed by the Owner, or by any changes ordered in the work, or by labor disputes, fire, unusual delays in transportation, adverse weather condition not reasonably anticipatable, unavoidable casualties, or by delay specifically authorized by the Owner in writing pending the resolution of any disputes, or by any other cause which the Owner determines may justify delay.

### 28. CONTRACTOR RESPONSIBLE FOR LOCATING UTILITIES PRIOR TO CONSTRUCTION INITIATION

The Contractor's attention is specifically directed to §50.07 -Cooperation with Utilities and Non-Highway Public Facilities of the City of Huntsville's Standard Specifications for the Construction of Public Improvements, Contract Projects, 1991. In addition to the responsibilities placed on the Contractor by that clause, the Contractor shall be responsible for having existing utilities located prior to excavations. The existence and location of any underground utility pipes or structures shown on these drawings have been obtained by a search of the available records. The City assumes no responsibility as to completeness or accuracy of the depicted location on these drawings. The Contractor shall be responsible for taking precautionary measures to protect the utility lines shown and all other lines not of record or not shown on these drawings by verification of their location in the field prior to the initiation of the work.

### 29. CORRECTION TO CITY OF HUNTSVILLE'S STANDARD SPECIFICATIONS FOR THE CONSTRUCTION OF PUBLIC

## **IMPROVEMENTS, CONTRACT PROJECTS, 1991**

§80.09 (b) 2. of the City of Huntsville's Standard Specifications for the Construction of Public Improvements, Contract Projects, 1991 refers to the definition of recovery time as being set forth in Section 10.01. Inasmuch as this definition was omitted from §10.01, the following definition shall be incorporated:

**Recovery Time.** Recovery time is defined as the time required, after the controlling item or items of work have been substantially damaged as a result of conditions and causes beyond the control of the Contractor and not due to his negligence of fault, to restore the work to the condition existing prior to such damage so that normal operations can be resumed on the contract pay items. Recovery time shall be the number of days required by the Contractor, working with normal forces, to restore the work as described above.

### **30. WARRANTIES**

Contractor shall provide a minimum of one year warranty of all materials and services from date of final acceptance. Additionally, all manufacturer's warranties on materials used in providing the services shall be provided to the owner with the final payment request. Separate warranty bonds may be required on specialty items as determined by the Owner and will be shown as a separate line item in the quantities prior to bidding.

### **31. COORDINATION WITH OTHER CONTRACTORS**

It shall be the responsibility of the contractor to coordinate with other separate contractors who may be working on the site or an adjacent site with regards to access to the site, storage of materials and working on a non-interference basis.

### **32. W-9 TAXPAYER FORM**

All vendors/contractors are required to submit a Federal Tax Form W-9 to City of Huntsville at the time a contract is awarded, unless vendor/contractor is already registered and doing business with the City. No payments of invoices can be made until this W-9 Tax Form has been properly submitted. A copy of the W-9 Tax Form can be obtained at the following website: [www.irs.ustreas.gov/pub/irs-pdf/fw9.pdf](http://www.irs.ustreas.gov/pub/irs-pdf/fw9.pdf)

### **33. FINAL PAYMENT**

Final payment to construction contractor will be made after contractor provides the following: advertising of completion for three (3) consecutive weeks, lien waivers have been provided from all subcontractors, Record Drawings (As-Builts) have been submitted to the OWNER by construction contractor, all property pins have been reset by a licensed land surveyor hired by the construction contractor to meet "Standards of Practice for Surveying in the State of Alabama" as required by the Alabama Board of Registration for Engineering and Land Surveyors, and all construction signs have been removed. This final payment will be retainage only. All work shall be complete prior to advertisement of completion. Advertisement of completion shall be in a newspaper of general circulation published within the city or county in which the work has been done. The final payment request of retainage only shall be submitted along with two (2) original, certified copies (with raised notary seal) of the advertisement of completion, warranties, lien waivers and Record Drawings. The advertisement of completion must read as follows:

#### LEGAL NOTICE (Header)

\_\_\_\_\_(company name)\_\_\_\_\_ hereby gives Legal Notice of Completion of Contract with \_\_\_\_\_(project name)\_\_\_\_\_, \_\_\_\_\_(project no.(s))\_\_\_\_\_ located in the City of Huntsville, Alabama. All claims should be filed at \_\_\_\_\_(company address)\_\_\_\_\_ during this period of advertisement, i.e. June 17, 24, July 1, 2011 (example of dates).

### **34. PROJECT COMPLETION DATE**

The project completion date will be a date mutually agreed upon by the OWNER and Contractor. This date will be after all items have been completed. Therefore, all work will be complete before any advertisement of completion is made. The completion date will always be before the first advertisement date. This final project completion date will be the date used to determine the one year warranty for all work and materials, unless a separate warranty bond has been called for as a line item prior to bidding.

### **35. RECORD DRAWINGS**

#### **POLICY FOR RECORD DRAWINGS**

The purpose of this policy is to document procedures for the preparation and delivery of Record Drawings. Record Drawings shall include all changes in the plans, including those issued as Change Orders, Plan Clarification, Addenda, Notice to Bidders, responses to Requests for Information, Jobsite Memos, and any additional details needed for the construction of the project, but not shown on the plans. After completion of all construction and before final acceptance is made, the Contractor shall submit one set of full size record drawings with dimensioned changes shown in red pencil, and one digital copy of record drawings using the criteria listed below.

City Construction Projects:

The Contractor shall be responsible for field surveying upon substantial completion of construction (to be performed by a registered land surveyor in Alabama). Contractor is responsible for providing digital record drawings showing all info specified below, as applicable. Record drawings shall be maintained by the Contractor at the work site and shall be updated based on job progress to reflect all changes. Record drawings shall be made available for review on a monthly basis at the job site. A monthly review of record drawings will be part of the monthly monetary progress review. Progress payments may be withheld if the Record Drawings are not kept up-to-date. A late review could result in a delay of payment.

Format Requirements for all record drawing submittals:

All drawings shall be prepared in MicroStation .DGN format, unless otherwise approved by the City Engineer. Transmittal letters shall consist of a list of files being submitted, a description of the data in each file, and a level/layer schematic of each design file. DGN design files should have working units as follows: master units in US Survey Feet, no sub-units, and 1000 positional units. All data submitted shall use NAD83(2011) datum for horizontal control and NAVD88 (based upon latest Geoid) for vertical control. Since these surveys originate and terminate at points with datum adjusted Alabama State Plane Coordinates, all computed coordinates shall be datum adjusted NAD83(2011) Alabama State Plane Coordinates, U.S. Survey Foot, East Zone.

**Record Drawing Criteria, unless otherwise noted by City Engineer:**

**1. Roadways:**

- a. Any changes during construction of roadway/intersections that differ from plan drawings.

**2. Sanitary Sewers:**

- a. Gravity Line
  - i. Horizontal Location of Manholes – Northing and easting Coordinates
  - ii. Vertical Location of Manholes – Lid elevation and Invert elevation.
  - iii. Changes in location of clean outs, or end of service lateral.
  - iv. Changes in length, slope, size, or material of lines.
- b. Force Mains
  - i. Horizontal Location of Air Relief/Vacuum/Isolation Valves – Northing and easting Coordinates
  - ii. Horizontal and Vertical Location of Fittings/Bends
  - iii. Changes in length, size, depth or material of lines
  - iv. Changes in restraint types
- c. Pump Stations
  - i. Changes in Structural Requirements – (length, width, thickness, cover, laps, bar size, spacing, materials, material strengths, etc.)
  - ii. Changes in Site Development and/or Landscaping
  - iii. Changes in Equipment

**3. Storm Drainage:**

- a. Structures (boxes, inlets, end treatments, etc.):
  - i. Horizontal locations of Features – Northing and easting coordinates
  - ii. Vertical location of Features – Tops and Inverts
  - iii. Changes in type, size, or material of feature.
- b. Pipes / Culverts:
  - i. Document length
  - ii. Document slope
  - iii. Document size
  - iv. Document invert elevation
  - v. Changes in material of structure
- c. Flumes, Ditches, and/or Swales/Berms: (the following are minimum requirements).
  - i. Horizontal location (to verify location within described easements)

|                                        |                                                        |
|----------------------------------------|--------------------------------------------------------|
| For easement widths less than 15- feet | At 100-foot intervals along the centerline of feature. |
| For easement widths 15-feet or Greater | At 200-foot intervals along the centerline of feature. |

- ii. Vertical location (to verify positive drainage)

|                            |                                                        |
|----------------------------|--------------------------------------------------------|
| For slopes less than 0.5%  | At 50-foot intervals along the centerline of feature.  |
| For slopes 0.5% or greater | At 100-foot intervals along the centerline of feature. |

- iii. Changes in width or material of feature.

- iv. Changes in location and type of geotechnical fabric used.
  - v. Changes in overall grading of site topography.
- d. Detention / Retention Facility:
- i. Changes in size, location, or material of facility.
  - ii. Changes in location and type of geotechnical fabric used.
  - iii. Where applicable, copy of maintenance agreement.

**Checklist for review of record drawings:**

- a. Changes in sidewalk location or size.
- b. Changes in shoulder widths.
- c. Changes in grades at intersections. (also to include changes in island location)
- d. Changes in location of driveway aprons.
- e. Changes in pavement section, to be supported by adequate documentation.
- f. Changes in gutter flow line elevation. (could be substituted in 3b) versus edge of pavement).
- g. Geotechnical fabric locations, to include vertical elevation.
- h. Changes in Traffic Engineering related items such as signals, signage and markings, etc.

Any other changes that may have occurred during construction.

**LEVEL SYMBOLOGY**

| DESIGN LEVEL | CONTENTS                                               | LINE CODE | COLOR | WEIGHT | TEXT SIZE | FONT | CELL NAME |
|--------------|--------------------------------------------------------|-----------|-------|--------|-----------|------|-----------|
| 1            | State Plane Coordinate Grid                            | 0         | 0     | 0      | 20        | 0    |           |
| 2            | Benchmarks                                             | 0         | 0     | 0      |           |      |           |
| 3            | Street Text                                            | 0         | 3     | 0      | 20        | 0    |           |
| 4            | Street R/W                                             | 7         | 0     | 0      |           |      |           |
| 5            | Street Centerline                                      | 7         | 0     | 0      |           |      |           |
| 6            | Street Pavement                                        | 0         | 3     | 0      |           |      |           |
| 6            | Proposed Street Pavement                               | 3         | 16    | 0      |           |      |           |
| 7            | Parking Lots                                           | 1         | 3     | 1      |           |      |           |
| 8            | Secondary Roads                                        | 2         | 3     | 0      |           |      |           |
| 8            | Trails                                                 | 3         | 3     | 0      |           |      |           |
| 9            | Secondary Roads/Trails Text                            | 0         | 3     | 0      | 20        | 0    |           |
| 10           | Sidewalks                                              | 5         | 3     | 0      |           |      |           |
| 11           | Bridges/Culverts                                       | 0         | 0     | 0      |           |      |           |
| 12           | Hydrology - Major                                      | 6         | 1     | 0      |           |      |           |
| 12           | Hydrology - Minor, Ditches                             | 7         | 1     | 0      |           |      |           |
| 13           | Hydrology - Text                                       | 0         | 1     | 0      | 25        | 23   |           |
| 14           | Tailings & Quarries, Athletic Fields/Text, misc. areas | 0         | 1     | 0      |           |      |           |
| 15           | City Limits/County Line                                | 1         | 0     | 3      |           |      |           |
| 16           | City /limit text                                       | 0         | 0     | 1      | 30        | 0    |           |
| 17           | Railroad Tracks (Patterned)                            | 0         | 2     | 0      |           |      | RR        |
| 18           | Railroad Text                                          | 0         | 2     | 0      | 25        | 0    |           |
| 19           | Railroad R/W                                           | 2         | 2     | 0      |           |      |           |
| 20           | Utility Poles (Cell)                                   | 0         | 5     | 0      |           |      | P POLE    |
| 21           | Utility Easements                                      | 3         | 5     | 0      |           |      |           |
| 22           | Utility Text                                           | 0         | 5     | 1      |           |      |           |
| 23           | Geographic Names                                       | 0         | 3     | 1      |           |      |           |
| 24           | Building Structures                                    | 0         | 0     | 0      |           |      |           |
|              | Pools and Text                                         | 0         | 1     | 0      | 10        | 1    |           |
| 24           | Future Site of Structures                              | 2         | 0     | 0      |           |      | STRUCT    |
|              | Existing Structures (exact location and shape unknown) | 2         | 0     | 0      |           |      | STRCEX    |

|    |                                  |   |     |   |       |   |                  |
|----|----------------------------------|---|-----|---|-------|---|------------------|
| 25 | Property Lines                   | 6 | 6   | 1 |       |   |                  |
| 26 | Cadastral Polygons               | 6 | 6   | 0 |       |   |                  |
| 27 | Ownership Text                   | 0 | 6   | 1 |       |   |                  |
| 28 | Cemeteries/Text                  | 4 | 6   | 0 | 10    | 1 |                  |
| 29 | Lot Numbers                      |   |     |   | 25    | 0 |                  |
| 30 | Block Numbers                    |   |     |   | 30    | 0 |                  |
| 31 | Addition Names                   | 0 | 0   | 0 | 35    | 0 |                  |
| 32 | Open                             |   |     |   |       |   |                  |
| 33 | Lot Ticks                        |   |     |   |       |   |                  |
| 34 | Lot Lines/Property Lines         | 6 | 6   | 0 |       |   |                  |
| 35 | Trees/Hedge Rows                 | 0 | 6   | 0 | AS=1  |   | TREES            |
| 36 | GPS Monuments                    | 0 | 5   | 0 | 15    | 0 | GPS              |
| 37 | 2' Topo Contour                  |   |     |   |       |   |                  |
| 38 | 5' Topo Contour                  | 0 | 7   | 0 |       |   |                  |
| 39 | 25' Major Topo Contour           | 0 | 7   | 0 |       |   |                  |
| 40 | X Spot Elevation                 | 0 | 7   | 0 |       |   |                  |
| 41 | FEMA Monuments/Labels            | 0 | 3/0 | 0 | 18    | 1 | GPSPNT           |
| 42 | Quarter Sections                 |   |     |   |       |   |                  |
| 43 | Section Lines                    | 0 | 5   | 0 |       |   |                  |
| 44 | Features                         | 0 | 2   | 0 |       |   |                  |
| 44 | Cell Towers                      | 0 | 12  | 0 | AS=1  |   | CELTWR           |
| 45 | Fences (Pattern)                 | 0 | 8   | 0 | AS=1  |   | FENCE            |
| 46 | Format/Legend                    | 0 | 0   | 0 |       |   | Limleg<br>Madleg |
| 47 | Mass Points                      | 0 | 7   | 2 |       |   |                  |
| 48 | Break Lines                      | 0 | 7   | 2 |       |   |                  |
| 49 | Open                             |   |     |   |       |   |                  |
| 50 | Signs                            |   |     |   |       |   |                  |
| 51 | Open                             |   |     |   |       |   |                  |
| 52 | Open                             |   |     |   |       |   |                  |
| 53 | Open                             |   |     |   |       |   |                  |
| 54 | Open                             |   |     |   |       |   |                  |
| 55 | Open                             |   |     |   |       |   |                  |
| 56 | Property Address                 | 0 | 1   | 0 |       |   |                  |
| 57 | Text Tag for Buildings           | 0 | 1   | 0 | 10-20 | 1 |                  |
| 58 | Open                             |   |     |   |       |   |                  |
| 59 | Open                             |   |     |   |       |   |                  |
| 60 | Open                             |   |     |   |       |   |                  |
| 61 | Open                             |   |     |   |       |   |                  |
| 62 | Monuments for Setup (point cell) |   |     |   |       |   |                  |
| 63 | Open                             |   |     |   |       |   |                  |

36. **LIEN WAIVERS**

Lien waivers will be required from all subcontractors working for the contractor. These lien waivers shall be included with your final payment package. The contractor is responsible for obtaining signatures from his subcontractors. If no subcontractors are used, contractor must provide a statement indicating such.

37. **LOWEST RESPONSIBLE BIDDER**

For the purpose of determining the lowest responsible bidder, the OWNER shall consider the base bid amount together with any options set forth in the Request for Bids. In the event that the City does not have sufficient funds to award both the base bid and all options, then the City reserves the right to determine the lowest responsible bidder on the base bid only or the base bid and the number of options affordable considering the funds available to the City for the procurement. This method for determining the low bidder is for the purpose of allowing the City to procure the most advantageous bid for the OWNER. City of Huntsville reserves the right to award any and/or all options at any time during the life of the contract.

38. **NON-RESIDENT BIDDERS**

"In awarding the Contract, preference will be given to Alabama resident contractors and a nonresident bidder domiciled in a

state having laws granting preference to local contractors shall be awarded the Contract only on the same basis as the nonresident bidder's state awards contracts to Alabama contractors bidding under similar circumstances."

39. **CORRECTION TO SECTION 80.08(C) of The City of Huntsville "STANDARD SPECIFICATIONS FOR CONSTRUCTION OF PUBLIC IMPROVEMENTS"** is revised as shown:

(C) DAYS WORK NOT PERMITTED: The Contractor shall not permit work on any pay item to be done on Sundays and the following holidays: New Year's Day, Martin Luther King's Birthday as nationally observed, Memorial Day, Independence Day, Labor Day, Veterans Day, Thanksgiving Day and Christmas Day, except with permission of the Director.

40. **CORRECTION TO SECTION 80 – of The City of Huntsville "STANDARD SPECIFICATIONS FOR CONSTRUCTION OF PUBLIC IMPROVEMENTS" - PROSECUTION AND PROGRESS 80.01 Subletting and Contract. (a) LIMITATIONS**

The Contractor shall not sublet the contract or any portion thereof, or of his right, title, or interest therein, without written consent of the DIRECTOR. If such consent is given, the Contractor will be permitted to sublet a portion of the work, but shall perform with his own organization, work amounting to not less than 30 percent of the total contract cost. Any items designated in the contract as "specialty items" may be performed by sub-contract and the cost of such specialty items performed by sub-contract may be deducted from the total cost before computing the amount of work required to be performed by the contractor with his own organization. No sub-contracts, or transfer of contract, shall relieve the Contractor of his liability under the contract and bonds. The Department reserves the right to disapprove a request for permission to sublet when the proposed Subcontractor has been disqualified from bidding for those reasons listed in Subarticle 20.02(b) and Article 30.03.

41. **CORRECTION TO SECTION 80 – of The City of Huntsville "STANDARD SPECIFICATIONS FOR CONSTRUCTION OF PUBLIC IMPROVEMENTS" - PROSECUTION AND PROGRESS 80.03 Progress Schedule of Operations**

A critical path schedule is required within thirty (30) days after award. The critical path schedule must be submitted in Microsoft Projects format (electronic format and hard copy), with the critical path highlighted. The critical path schedule shall show information on the task or tasks that must be finished on schedule for the project to finish on schedule. Task dependencies, constraints, and relationships shall be shown on the schedule. **If the progress report (critical path) is not received, YOUR first pay estimate will NOT BE PROCESSED UNTIL IT IS RECEIVED.** See section 80.03 and 80.04 for additional requirements.

42. **CORRECTION TO SECTION 80 – of The City of Huntsville "STANDARD SPECIFICATIONS FOR CONSTRUCTION OF PUBLIC IMPROVEMENTS" PROSECUTION AND PROGRESS 80.09 (b) Contracts on a Calendar Day or Calendar Date Basis**

§80.09 (b) – Change 10 calendar days to 15 calendar days at each occurrence within section 80.09(b).

Section 80.09(B) is revised to remove the last sentence of the first paragraph: ( "Also where the total cost of the completed work exceeds the total cost shown on the proposal, an extension in calendar days will be granted the Contractor, as provided in Section 80.09(a)1." ) It is replaced by: "Where the scope of work is increased, an extension of time commensurate with the scope of the change may be granted by the OWNER, when in his judgment, the facts justify an extension. The contractor shall provide justification substantiated to the satisfaction of the OWNER with any requests for time extensions. Justification shall include, but not be limited to, a revised schedule showing the impact to critical path tasks. "

43. **CORRECTION TO SECTION 105 – of The City of Huntsville "STANDARD SPECIFICATIONS FOR CONSTRUCTION OF PUBLIC IMPROVEMENTS" - EXCAVATION AND EMBANKMENT 105.04 (a) Method of Measurement**

Section 105.04 will remain as stated when estimated borrow material is less than 2500 C.Y.

When estimated borrow material is more than 2500 C.Y., Section 105.04 is revised to remove the last paragraph: "Borrow material will be measured at the point of delivery, inside the delivery truck less 30 percent for shrinkage."

44. **CORRECTION TO SECTION 847 – of The City of Huntsville "STANDARD SPECIFICATIONS FOR CONSTRUCTION OF PUBLIC IMPROVEMENTS" - PIPE CULVERT JOINT SEALERS**

Section 847 is deleted and replaced with Section 846 – Pipe Culvert Joint Sealers, ALDOT Specifications for Highway Construction, Current Edition.

45. **NPDES CONSTRUCTION REQUIREMENTS**

For areas of this project meeting the Alabama Department Of Environmental Management (ADEM) definition of a "Construction Site", the Contractor shall prepare and apply for, pay the necessary fees, post the required registration at the jobsite prior to commencing work, and maintain the worksite and records in accordance with the ADEM requirements for National Pollutant Discharge Elimination System (NPDES) registration. Offsite borrow pits utilized in the construction of this project are included in the requirement. NPDES Construction Site is construction that disturbs one (1) acre or greater or will disturb less than one (1) acre but is part of a larger common plan of development or sale whose total land disturbing activities total one (1) acre or greater. An NPDES construction site also includes construction sites, irrespective of size, whose stormwater discharges have a reasonable potential to be a significant contributor of pollutants to a water of the State, or whose stormwater discharges have a reasonable potential to cause or contribute to a violation of an applicable Alabama water quality standard as determined by the Department. The Contractor is referred to the "Alabama Department Of Environmental Management Field Operations Division – Water Quality Program - Division 335 – 6" for complete definitions and requirements. The Contractor is also referred to Item 11 of these General Requirements, sections 50.15, 50.16, and 70.02 of the City of Huntsville Standard Specifications For Construction Of Public Improvements, Contract Projects (Specifications).

Contractor violations of the permit by rule which results in enforcement actions from ADEM including fines and/or work stoppage shall be the responsibility of the Contractor. Fines assessed to the Contractor or the OWNER because of Contractor action shall be paid by the Contractor. No extension of contract time shall be considered as a result of enforcement. Enforcement history will also be considered by the OWNER in its decision to issue future proposals or award future contracts in accordance with disqualification provisions of Section 20.02(b) of the Specifications.

**46. DELETION OF SECTION 50.01 – Authority of the Engineer of Record**

This section is deleted.

**47. SHOP DRAWINGS**

The approval of shop drawings by the Engineer will cover only the features of the design and in no case shall this approval be considered to cover error or omissions in shop details or a check of any dimensions. The Contractor shall be responsible for the accuracy of the shop drawings, the fabrication of materials and the fit of all connections; and he shall bear the cost of all extra work in erection caused by errors in shop drawings or in fabrication, inaccurate workmanship, misfits of connections or for any changes in fabrication necessary. No work shall be done on the material before the shop drawings have been approved. Any material that the Contractor orders prior to the approval shall be at the Contractor's risk.

Substitutions or changes whether indicated or implied on shop drawings will not be considered as changes regardless of the Engineer's approval of shop drawings unless the change has been previously submitted and approved as a change order per the requirements for changes in the contract.

After a shop drawing has been approved, no changes shall be made unless directed in writing to the Owner and acceptance by the Owner of said changes. Any acceptance of change by the Owner does not constitute a change to the contract unless that change has been approved and directed in writing per change order. Compensation for preparing and furnishing all shop and working drawings shall be included in the contract unit prices for the various pay items of work.

**48. E-VERIFY – NOTICE**

The Beason-Hammon Alabama Taxpayer and Citizen Protection Act, Act No. 2011-535, Code of Alabama (1975) § 31-13-1 through 31-13-30 (also known as and hereinafter referred to as " the Alabama Immigration Act") as amended by Act No. 2012-491 on May 16, 2012 is applicable to all competitively bid contracts with the City of Huntsville. As a condition for the award of a contract and as a term and condition of the contract with the City of Huntsville, in accordance with § 31-13-9 (a) of the Alabama Immigration Act, as amended, any business entity or employer that employs one or more employees shall not knowingly employ, hire for employment, or continue to employ an unauthorized alien within the State of Alabama.

During the performance of the contract, such business entity or employer shall participate in the E-Verify program and shall verify every employee that is required to be verified according to the applicable federal rules and regulations. The business entity or employer shall assure that these requirements are included in each subcontract in accordance with §31-13-9(c). Failure to comply with these requirements may result in breach of contract, termination of the contract or subcontract, and possibly suspension or revocation of business licenses and permits in accordance with §31-13-9 (e) (1) & (2).

Code of Alabama (1975) § 31-13-9 (k) requires that the following clause be included in all City of Huntsville contracts that have been competitively bid and is hereby made a part of this contract:

"By signing this contract the contracting parties affirm, for the duration of the agreement, that they will not violate federal immigration law or knowingly employ, hire for employment, or continue to employ an unauthorized alien within the State of Alabama. Furthermore, a contracting party found to be in violation of this provision shall be deemed in breach of the agreement and shall be responsible for all damages resulting therefrom."

Contractor's E-Verify Memorandum of Understanding shall be a part of the contract bid documents and shall be submitted with the bid package.

#### **49. CITY OF HUNTSVILLE'S TRAFFIC ENGINEERING DEPARTMENT CONSTRUCTION REQUIREMENTS**

For areas of this project that require removal of traffic loops, striping, markings, rpm's and ceramic markers, the following shall apply:

1. **TRAFFIC SIGNAL LOOP REPAIRS** – All vehicular and bicycle detector loop replacements shall be in accordance with the Alabama Department of Transportation Standard Specifications for Highway Construction, Current Edition. Unless otherwise specified, traffic signal loops shall be replaced exactly as existed prior to any paving or resurfacing work. The general contractor will be responsible for documenting location of loops, location of any associated items for loop operation and assuring that loops are replaced exactly as existed prior to paving. All vehicular and bicycle loop repairs shall be replaced within fourteen (14) calendar days after final paving work.
2. **TRAFFIC SIGNAL STRIPING, MARKINGS, RAISED PAVEMENT MARKERS AND CERAMIC MARKERS FOR GUIDANCE** - All traffic striping, markings, raised pavement markers and ceramic markers for guidance shall be in accordance with the Alabama Department of Transportation Standard Specifications for Highway Construction, Current Edition. Unless otherwise specified, traffic striping, markings, raised pavement markers and ceramic markers for guidance shall be replaced exactly as traffic striping, markings, raised pavement markers and ceramic markers for guidance existed prior to any paving or resurfacing work. The general contractor will be responsible for documenting location of all striping, markings, raised pavement markers and ceramic markers for guidance and assuring that all are replaced exactly as existed prior to paving. All traffic striping, markings, raised pavement markers and ceramic markers for guidance shall be reflectorized. All resurfaced areas shall be marked with temporary striping and markings for traffic usage by nightfall each day, 7 days a week, in accordance with State of Alabama regulations. All permanent striping, markings, raised pavement markers and ceramic markers for guidance shall be replaced within thirty (30) calendar days after final paving work.

#### **50. SURVIVABILITY OF CONTRACT PROVISIONS**

Termination of this Contract by either party shall not affect the rights and obligations of the parties that accrued prior to the effective date of the termination. Terms and conditions of the contract that survive termination include, but are not necessarily limited to, provisions regarding payments, insurance, termination, warranty, governing law of the contract, liquidated damages, bonding requirements, notice procedures, waiver, and other requirements necessary and appropriate for the proper resolution of disputes, claims, and enforcement of the rights of the parties.

#### **51. SURETY BONDS**

The Contractor shall furnish separate performance and payment bonds to the Owner within fifteen (15) days after the date of acceptance of this proposal by City Council action. Each bond shall set forth a penal sum in an amount not less than the Contract Price. Each bond furnished by the Contractor shall incorporate by reference the terms of this Contract as fully as though they were set forth verbatim in such bonds. In the event the Contract Price is adjusted by Change Order executed by the Contractor, the penal sum of both the performance bond and the payment bond shall be deemed increased by like amount. The performance and payment bonds furnished by the Contractor shall be in forms suitable to the Owner, in conformance with all the requirements of the Code of Alabama (1975), §39, and shall be executed by a surety, or sureties, reasonably suitable to the Owner. All bonds must be approved by the Mayor and the Clerk-Treasurer of the City of Huntsville.

#### **52. GOVERNING LAW**

The Contract shall be governed by the laws of the State of Alabama.

#### **53. ALABAMA IMMIGRATION ACT (Beason-Hammon Alabama Taxpayer and Citizen Protection Act, Act No. 2011-535, Code of Alabama (1975))**

Compliance with the requirements of the (Beason-Hammon Alabama Taxpayer and Citizen Protection Act, Act No. 2011-535, Code of Alabama (1975) § 31-13-1 through 31-13-30, as amended by Alabama Act 2012-241, commonly referred to as the Alabama Immigration Law, is required for City of Huntsville, Alabama contracts that are competitively bid as a condition of the contract performance. The Contractor shall submit in the bid package, with the requested information included on the form, the "City of Huntsville, Alabama Report of Ownership Form" listed in this document as Attachment "I". The bidder selected for award of the contract may be required to complete additional forms relating to citizenship or alien status of the bidder and its employees, including e-verify information, prior to award of a contract.

#### **54. SUCCESSORS AND ASSIGNS**

The Owner and Contractor bind themselves, their successors and assigns to the other party hereto and to successors and assigns of such other party in respect to covenants, agreements, and obligations contained in this Contract. The Contractor

shall not assign this Contract without written consent of the Owner. In no event shall a contract be assigned to an unsuccessful bidder whose bid was rejected because he or she was not a responsible or responsive bidder.

**55. WRITTEN NOTICE**

Written notice shall be deemed to have been duly served if delivered in person to the individual or a member of the firm or entity or to an officer of the corporation for which it was intended, or if delivered at or sent by registered or certified mail to the last business address known to the party giving notice.

**56. RIGHTS AND REMEDIES**

Duties and obligations imposed by the Contract Documents and rights and remedies available there under shall be in addition to and not a limitation of duties, obligations, rights and remedies otherwise imposed or available by law.

No action or failure to act by the Owner, Engineer, or Contractor shall constitute a waiver of a right or duty afforded them under the Contract, nor shall such action or failure to act constitute approval of or acquiescence in a breach there under, except as may be specifically agreed in writing.

**57. ENTIRE AGREEMENT**

This Contract represents the entire agreement between the Owner and the Contractor and supersedes all prior communications, negotiations, representations or agreements, either written or oral. This agreement may be amended only by written instrument signed by both Owner and Contractor.



# HUNTSVILLE

Urban Development Department  
Engineering Division

## DITTO LANDING EVENT SPACE PARKING LOT

Project No. 71-26-SP36

May 11, 2026

Addendum No. 1

### Pre-Bid Meeting date change:

The Pre-Bid Meeting has been **RESCHEDULED** to **Wednesday, May 13, 2026, at 10:00 a.m. CST** in Training Room 624.

Addenda will only be emailed to those bidders who attend and have signed in at the pre-bid meeting. All addenda, as well as other project information, are available for downloading on Engineering's website at [www.huntsvilleal.gov/engineeringbids](http://www.huntsvilleal.gov/engineeringbids). Acknowledgement of receipt/download from website of addenda is mandatory using Attachment "C" located in the Specifications and attachment must be submitted with bid package. Failure to do so shall be cause for rejection of the bid. It is the responsibility of all bidders to refer to the website for any updates. The attached pre-bid meeting minutes, all addenda and attachments for the above-referenced project will become part of the contract documents.

END OF ADDENDUM #1

The Star of Alabama



# HUNTSVILLE

Urban Development Department  
Engineering Division

## **DITTO LANDING EVENT SPACE PARKING LOT**

**Project No. 71-26-SP36**

**May 15, 2026**

### **Addendum No. 2**

Attached are the Pre-Bid Minutes from the Pre-Bid meeting held on Wednesday, May 13, 2026, in the 6th Floor Training Room 624, 305 Fountain Circle, Huntsville, AL.

**Addenda will only be emailed to those bidders who attend and have signed in at the pre-bid meeting. All addenda, as well as other project information, are available for downloading on Engineering's website at [www.huntsvilleal.gov/engineeringbids](http://www.huntsvilleal.gov/engineeringbids). Acknowledgement of receipt/download from website of addenda is mandatory using Attachment "C" located in the Specifications and attachment must be submitted with bid package. Failure to do so shall be cause for rejection of the bid. It is the responsibility of all bidders to refer to the website for any updates. The attached pre-bid meeting minutes, all addenda and attachments for the above-referenced project will become part of the contract documents.**

**Attachments: Pre-Bid Minutes**

**END OF ADDENDUM #2**

**The Star of Alabama**

## PRE-BID MEETING

### MINUTES

PROJECT NAME: Ditto Landing Event Space Parking Lot

PROJECT NUMBER: 71-26-SP36

DATE: May 13, 2026

PROJECT ENGINEER: Toneka Lindsey

PROJECT INSPECTOR: Stephen Few

|                 |                        |
|-----------------|------------------------|
| Corey Cosby     | Big River Electric     |
| Songsiri Isaacs | Huntsville Utilities   |
| Dustin Kelly    | Huntsville Utilities   |
| Brandi Quick    | Ditto Landing          |
| John Lang       | COH General Services   |
| Kyle Buckner    | Rogers Group           |
| Tim Mayhall     | Grayson Carter & Son   |
| Kolton Clark    | CTS Excavations        |
| Thomas Garrison | CTS Excavations        |
| Steven Eakes    | Wiregrass Construction |
| Kathleen Bernal | GTEC                   |
| Rachel Finch    | GTEC                   |
| Zach Turner     | Garver                 |
| Toneka Lindsey  | COH Engineering        |
| Angela Gurley   | COH Engineering        |
| Mary Ridgeway   | COH Engineering        |
| Stephen Few     | COH Engineering        |

1. Introduction of all persons present
2. Work Description (Project Scope)

The Ditto Landing Event Center Parking Improvements project includes the construction of a 450-space parking lot and two additional borrow ponds. The project also involves relocating approximately 450 feet of the existing greenway along with installing lighting, irrigation, and landscaping.

3. Permits (Provide copies of all permits as part of the Contract)
  - a. ADEM (NPDES) – Toneka said the ADEM permit has been submitted but is not yet approved. Toneka said once the awarded contractor is on site, by that time, we will have the ADEM permit approved. Toneka said as soon as there is an awarded contractor she will provide the appropriate paperwork and will transfer the permit. Toneka said other than the normal contractor permits, no other permits will be needed for this project.
  
4. Utility Project Notification
  - a. Conflicts with existing utilities
  - b. Owner of existing utilities
  - c. Responsibility of Contractor to locate and coordinate with existing Utilities.
    - Toneka said there is only one utility conflict and that is with Huntsville Utilities electric. Toneka said there are plans in the process of being designed by Huntsville Utilities Electric.
    - Dustin said the existing overhead pole line in the parking lot will be relocated to the edge of the pavement along the drive and then tie back into the new construction that is already in place. Dustin said this should not be an issue. Dustin said originally it was discussed to run the line underground, but that would cause delays and more problems, and he believes this design will work out better for everyone.
    - Toneka said once she has received the Aid-to-Construction for the relocation, she will get it paid.
    - Toneka said by the time she has an awarded contractor on site, there should not be any issues with the electric.
    - Toneka stated that she will need the information showing how the electric for the poles in the parking lot will tie into the electric system. Dustin said a transformer from the dead-end pole will be used to tie into the meter.
  
5. Right-of-Way
  - a. Status of ROW or easement acquisition
  - b. Property Owner information and notification
  - Toneka said there are no known Right-of-Way issues.
  
6. Conflicting Projects – Toneka said there are no known conflicts.
  - Zach stated the improvements to the existing parking lot are minor and he did not think it would be an issue to leave the parking lot open.
  - Brandi said she cannot open the event center with 75 spaces.
  - Toneka asked Brandi to talk with Phil as soon as possible and let her know what his thoughts are.

- Brandi said construction could be complete as soon as July or August. She said then there would be the interior stuff to do and that kind of thing, but that is not going to take from August through March to complete.
- Brandi said there is a one year warranty and if any warranty work needs to be completed on the event center, six or seven months of that warranty will be used up until the project is completed.
- Brandi said this is the first time she has heard of a March deadline, but they can work it out.

#### 7. Schedule of Work

- a. Critical Path
- b. Need by first payment
- c. Owner reserves the right to withhold payment if work is more than 25% behind schedule

#### 8. Project Details (Plans, Specs, Special Provisions, Quantities, Dates)

- a. Review plan sheets
  - b. Review Special Provisions and Specifications
  - c. Reference State or City Standard Specifications
  - d. Enforce ADA Standards for ROW construction.
  - e. Contractor responsible for repair and maintenance of any trench cuts with hot mix asphalt.
  - f. Schedule for review of shop drawings/material submittals.
  - g. State of Alabama License Classification required – (HS) Highways & Streets or (MU) Municipal & Utility
- Zach said if anyone downloaded the plans prior to Tuesday, that version did not contain the project note sheet in legend and they would need to download the updated plans.
  - Zach stated note 200 for the drainage for the berms will be the HP storm pipe or the approved equivalent and all fittings needed will be subsidiary to the linear feet of the pipe.
  - Zach said note 300 states that structural fill will be needed under the monument sign and all other berms will be constructed with topsoil. He said there will be an excess of topsoil from stripping the two locations for the pond and the parking lot. Zach said locations to spoil extra topsoil should be able to be located on site by extending berms off existing berms prior to landscaping.
  - Zach said topsoil will need to be reserved for the few areas where grass will be needed such as the banks of the pond and areas around the parking lot.
  - Zach said note 306 states that after stripping the topsoil on the parking lot location, up to 24 inches may need to be scarified and recompacted. He said anything beyond 24 inches that cannot be reworked, will be considered undercut, field measured by length width and depth. He said a pay item was set up for undercut.

- Zach said sheet 6 shows a base bid for the parking lot and a bid option for a section of the parking lot. Zach said there is a grading sheet that shows the differences and determinations of how the area will be tied should the option not be awarded.
- Zach said sheet 11 shows the berms and drainage and asked that everyone look it over and be aware of it.
- Zach said the concrete sloped paving between the ponds are there because there are two 30" water lines running through that area and that is the reason it is not a continuous pond. Zach said he does not have an exact depth of the water line, so the contractor will need to get a depth for that. He said an adjustment may need to be made to the distance from one pond to the other and the intent is to work around it and not to relocate it.
- Zach said the waterline turns and runs through the area of the berms which are being filled which he does not believe will be a conflict. He said a printed copy of this sheet was made available for everyone to look at and will be uploaded to the website so everyone will have access to it.
- Zach said sheet 21 shows a pay item for a light pole relocation. He said this is a wood pole with overhead wire strung for the lighting of the Greenway and is a separate item from the lump sum parking lot lighting item.
- Zach said sheet 35 which is the landscaping sheet, shows an existing berm that will likely be the location to spoil extra topsoil prior to landscaping that area within the project limits. He said the contractor will be paid once for cutting the topsoil which is included in the unclassified excavation item and there is a separate item for areas that will receive sod or grass.
- Zach said the quantities for the unclassified excavation include the removal of topsoil for both locations.
- Zach said the borrow for this site will be the ponds and the intent is to get as much material as possible out of those ponds.
- Zach said there were four test pits dug. He said the materials report was used to estimate the quantities of structural fill from those ponds but more or less could be generated. He said the intent would be to try to find all material on site, if possible, in which case would be paid for as an overrun of the unclassified item and not using the borrow item.
- Zach said the item for the undercut was set up as an item to be field measured and there is no exact location for it.
- Zach said the #2 stone is for miscellaneous use and may be used for the undercut areas depending on the dirt.
- Zach said item #25 is the HP storm pipe or approved equivalent and includes the fittings.
- Zach said item #28 is the 4' slope for the flow between the two ponds.
- Zach said item # 35 is the lighting for the parking lot system and is complete in place and the light pole relocation is a separate pay item since it is a separate system.
- Zach said item #38 is for the removal of bollards and a similar style should be used.

- Rachel said generally, everywhere it was 2 feet of soft soil from the surface and of that, 24 inches of soft soil and 6 inches to 12 inches was topsoil. Rachel said there were certain areas where it was 3 1/2 feet. Rachel said if the grading is done in December, it will probably all be undercut and if the grading is done in July after the topsoil is stripped, it can be scarified and re-compacted.
- Toneka said she thinks the start date for the project is during a good time of the year and should have several good weather months. Toneka said moving quickly on the dirt work will help with the opening of the event center.
- Brandi said the contractor will need to coordinate access with Lee Builders.
- Toneka said all questions as well as the new quantities will be addressed in the addendum notes.

Introduction and explanation of any revisions to Supplement to General Requirements – specifically detail the following:

#### 46. SHOP DRAWINGS

The approval of shop drawings by the Engineer will cover only the features of the design and in no case shall this approval be considered to cover error or omissions in shop details or a check of any dimensions. The Contractor shall be responsible for the accuracy of the shop drawings, the fabrication of materials and the fit of all connections; and he shall bear the cost of all extra work in erection caused by errors in shop drawings or in fabrication, inaccurate workmanship, misfits of connections or for any changes in fabrication necessary. No work shall be done on the material before the shop drawings have been approved. Any material that the Contractor orders prior to the approval shall be at the Contractor's risk.

Substitutions or changes whether indicated or implied on shop drawings will not be considered as changes regardless of the Engineer's approval of shop drawings unless the change has been previously submitted and approved as a change order per the requirements for changes in the contract.

After a shop drawing has been approved, no changes shall be made unless directed in writing to the Owner and acceptance by the Owner of said changes. Any acceptance of change by the Owner does not constitute a change to the contract unless that change has been approved and directed in writing per change order. Compensation for preparing and furnishing all shop and working drawings shall be included in the contract unit prices for the various pay items of work.

- h. Calendar Days to complete project – 9 months/two hundred seventy (270).
- i. Council Approval – June 11, 2026

j. Anticipated Notice-to-Proceed – between 6/12 and 6/26

9. Bid Sheet (Quantities)

Contractor is required to submit pricing (Attachment “A”) on a thumb/flash drive (preferably in a live/flash drive format) in the Excel format made available for download from the Engineering website. The thumb/flash drive must be in working condition and included with original bid packet and reflect the correct revision, along with two signed hard copies. Bid must be submitted from the file (Quantities) provided and downloaded from the City of Huntsville’s website. Failure to do so shall be cause for rejection of bid. The City reserves the right to reject any altered bid resulting from altering the thumb/flash drive in any manner. If a price discrepancy is found on the thumb/flash drive, or the correct version of bid quantities is not submitted on the thumb/flash drive, which corresponds to the printed hard copy, then printed hard copy prices submitted with original bid documents, with Contractor signature, will prevail.

- a. Review each bid item and describe method of payment (Check reference to State Item Numbers referencing State payment methods)
- b. Provide information regarding payment method, i.e. “Payment for unclassified excavation will only be made once for movement of the same material”, “DGB is to be measure for payment based on an in place area in accordance with ....”

10. Payment

The OWNER agrees to pay the contractor as follows: Once each month per project the OWNER shall make partial payment to the Contractor on the basis of duly certified and approved estimates of the work performed during the preceding month by the Contractor, less five percent (5%) of the amount of such estimate, which is to be retained by the City until all of the work has been performed. Liquidated damages will be deducted from all invoices when the invoice estimate period end date is later than the contract completion date. All pay requests will be submitted by hard copy. Two originals and two copies of the invoices are required before payment will be made. The originals and copies should be submitted each month to the Administrative Officer, ATTN: Teresa Mills, in the Engineering Department. No further retainage will be held after fifty percent of the contract is complete. All payments to contractor will be made as soon as practical after the approval and finance processes have been completed.

- a. Date for payment submittal monthly
  - i. Process for monthly quantities
  - ii. Monthly Progress Meetings
  - iii. Red-line As-built required to be maintained by the Contractor and review monthly prior to invoices being submitted.
  - iv. Define Substantial Completion – Project in usable condition for intended purpose
  - v. Liquidated Damages

vi. One year warranty period begins upon substantial complete.

11. Traffic Control – Contractor is responsible for installation and maintenance of all Traffic Control in accordance with MUTCD, latest edition.

If in conflict with work, all vehicular and bicycle loop repairs shall be replaced within fourteen (14) calendar days after final paving work.

All permanent striping, markings, raised pavement markers and ceramic markers for guidance shall be replaced within thirty (30) calendar days after final paving work.

Lane closures are only allowed in off-peak hours unless otherwise approved by project engineer.

Contractor is responsible for maintaining roadway drainage and preventing ponding of water within the construction limits throughout the duration of the project.

12. Subcontractors

Any subcontractors present were given the opportunity to ask questions or discuss items with which they are concerned. The Prime Contractor should be advised that no work by a subcontractor will be permitted unless approved by contract or in writing. Contractor shall keep the “Subcontractor’s Listing” updated throughout the project duration and submit a copy of the listing with the request for final payment. Noncompliance with this request may cause delay in payment to the Contractor.

13. Special Documentation based up Funding Requirements (i.e. Labor Payroll, etc.)

Anyone working for the Contractor, whether equipment and/or personnel, which are not the Prime Contractors and are not covered by subcontract, then it shall be understood that the Prime Contractor will be required to furnish a rental agreement for the equipment and carry personnel performing such work on his/her labor payroll.

14. Questions?

Q: Tim asked if the contractor would need to transfer the ADEM permit.

A: Toneka said the paperwork will need to be signed by the awarded contractor so, it will be a joint effort. Toneka said she will provide all the paperwork and necessary documents to transfer the permit.

Q: Toneka asked if Dusitn was close to finalizing the design plans and sending her the Aid-to-Construction for it.

A: Dustin said yes, and he will send the final plans to her.

- Q: Dustin asked if he had already sent the final plans to Toneka.  
A: Toneka said no she has not received the final plans. Toneka said there were a few changes Kathy wanted and the changes that Dustin wanted to make as well that need to be finalized.
- Q: Toneka asked if there will be a separate Aid-to-Construction for the tie in for the electric for the poles in the parking lot.  
A: Dustin said no, but the design for the streetlights will be a separate Aid-to-Construction.
- Q: Toneka asked if the Aid-to-Construction for the streetlights will go to Ditto or the City of Huntsville.  
A: Dustin said the City.
- Q: Toneka asked if she will have three Aid-to-Constructions.  
A: Dustin said no. Dustin said there will be two, one for streetlights and one for the relocation.
- Q: Toneka asked if two months is enough time to have the lines relocated.  
A: Dustin said yes. Dustin said operations are good with new constructions and it usually takes a couple of weeks to a couple of months.
- Q: Toneka asked if there are any events going on in the project area that the contractor will need to be aware of.  
A: Brandi said she will speak with Phil Riddick.
- Q: Brandi asked what the timeline was.  
A: Toneka said 270 days starting around the middle of June.
- Q: Brandi asked if the greenway will be closed.  
A: Toneka said no. Toneka said a small portion of the Greenway is being relocated but will not be closed.
- Q: Brandi asked if the Greenway would remain open through most of the project timeline.  
A: Toneka said yes, she did not see a problem with keeping the greenway open.
- Q: Brandi asked if the project timeline would delay the opening of the event center until March.  
A: Toneka said the entire 270 days would be needed.
- Q: Toneka asked if an extra two months could be granted before opening in February.  
A: Brandi said she would need to talk to Phil Riddick. Brandi said they would talk about it off the record.

Q: Toneka asked what the planned opening date was for the event center.

A: Brandi said late this year or very early 2027.

Q: Tim asked if the fill will be measured by cross sections.

A: Zach said this will need to be discussed with the City. Toneka said it will be estimated, paid monthly and then finalized at the end.

Q: Question asked if the payment will be based on measured in place.

A: Toneka said yes.

Q: Question asked if there is a chance the option would be awarded without the base bid.

A: Zach said the contractor would not want to just bid the option. Toneka said no, it will either be awarded as the base bid or the base bid plus the option.

Q: Tim asked if all of the area to be scarified needs to be 2 feet.

A: Zach said that was not the intent and the Geotech report is online. He said it will be stripped and proof rolled and anything beyond that or anything deeper than 24 inches would be cut and removed, but up to 24 inches will need to be scarified and recompacted.

Q: Tim asked how to price the area to be scarified and recompacted.

A: Zach said that is up to the contractor.

Q: Tim asked if a bid item could be added for area to be scarified and recompacted.

A: Toneka said a pay item will be added.

Q: Zach asked if it is safe to assume that the entire area of the parking lot can be scarified and recompact.

A: Rachel said yes.

Q: Tim asked what to do if there is soft soil under the 2 inches under the pavement.

A: Zach said to submit this as a question, and it will be addressed in the addendum.

Q: Question asked if the soil is scarified and still fails will this be undercut.

A: Zach said yes, which will be field measured. Toneka said she will try and have as many of those item issues covered as she can.

Q: Question asked if all areas are to be filled with #57 stone.

A: Zach said yes, that was the intent. Zach said since flexible pipe is being used, fill is needed to the crown of the pipe.

Q: Toneka asked if Lee Builders is the contractor for the event center.

A: Brandi said yes.

All questions were answered and all clarifications made by addendum. **All addenda are sent via email to those bidders who attend and have signed in at the pre-bid meeting. Although a response to the email is optional, it is mandatory that the bidders acknowledge the receipt of each addendum, whether received via email or by downloading from the Engineering Department's website, on Attachment "C" included in the Specifications.** Acknowledgement of receipt of addenda is **mandatory** using Attachment "C" and must be submitted with bid package. Failure to do so shall be cause for rejection of the bid.

Last day for questions concerning this project before the bid will be **Friday, May 15, 2026, until 5:00 p.m.** via email to: [mary.ridgeway@huntsvilleal.gov](mailto:mary.ridgeway@huntsvilleal.gov)

Response to contractor questions will be **Tuesday, May 19, 2026, until 5:00 p.m.**

**Bids open: Friday, May 22, 2026 at 10:00 a.m.** in the **6th Floor Training Room 624**, 305 Fountain Circle, Huntsville, AL. All bids must be **SEALED** before submittal at the bid opening. Any bids received that are not sealed will be immediately rejected.

The pre-bid notes and all addenda shall become a part of the contract documents.

Meeting Adjourned.



# HUNTSVILLE

Urban Development Department  
Engineering Division

## DITTO LANDING EVENT SPACE PARKING LOT

**Project No. 71-26-SP36**

**May 19, 2026**

### Addendum #3

#### Attachment "A" is amended as follows:

Replace bid quantities with "replacement", **Attachment "A1"**. Please use the revised attachment to submit bid pricing; **all bids must be submitted using Attachment "A1"**. Contractors are authorized to download revised quantities from website and paste to a thumb drive (preferably in a live/flash drive format) which must be submitted with the original bid packet. In addition, two hard copies must be signed and submitted with original bid packet. Bid must be submitted from the file (Quantities) provided and downloaded from the City of Huntsville's website. Failure to do so may be cause for rejection of bid. The City reserves the right to reject any altered bid resulting from altering the bid thumb drive in any manner. Contractors should be mindful of making changes to formatting already established in column for Bid Unit Price, as it may affect the outcome of their bid. In order to verify calculations are correct, Contractor may choose to manually multiply those unit costs x bid quantities to ensure extensions are correct, prior to printing and submitting with bid packet. If a price discrepancy is found on the thumb drive, or the correct version of bid quantities is not submitted on the thumb drive which corresponds to the printed hard copy, then printed hard copy prices submitted with original bid documents, with Contractor signature, will prevail. However, calculations must be accurate and will be verified manually.

- Any bidder who designates a change on the outside of the envelope understands that any deletions or additions designated, bidder must further indicate the particular bid item relative to the deletion or addition, even if the deletion or addition references to deduct or add to the Total Base Bid.

#### QUANTITY REVISIONS:

##### Delete

~~49~~ Irrigation ~~1~~ LS

##### Add

49 Irrigation, Includes all Incidentals, Complete In-Place 1 LS

##### Add

51 Subgrade Scarification and Re-Compaction, 24" Deep 20,533 SY

##### Add

1-20 Subgrade Scarification and Re-Compaction, 24" Deep 6,172 SY

The Star of Alabama

**RESPONSE TO CONTRACTOR QUESTIONS:**

- Q:** I have a question concerning this project, there is a landscape and irrigation scope. We have General Contractors License S-60874 . Can we directly bid for this portion only?
- A:** No the project must be bid in its entirety.
- Q:** I would like to request the CAD files for the Ditto Landing Event Space Parking project.
- A:** CAD files will only be provided to the awarded low bidder.
- Q:** The bid form shows 18" HP pipe, but the drawings show 18" CPP. Please clarify.
- A:** The bid form is correct 18" HP pipe will be used. Drawings will be revised.
- Q:** Please confirm that ATC fees will be handled separate from this contract.
- A:** ATC fees will be handled separately and paid directly to Huntsville Utilities Electric.
- Q:** It was stated in the pre-bid that the areas under pavement may have to be scarified 24" and recompactd.
- A:** Concur.
- Q:** How much area will need to be scarified?
- A:** This will be determined after construction commences.
- Q:** Can an item be added to the quantities for this work to allow for an apples to apples bid from all contractors? This could be added Per Square yard for the entire area, and then the City of Huntsville would only pay for what must be scarified.
- A:** Yes a quantity has been added.
- Q:** It was also stated that there would be areas of soft soils below this 24" that would have to be under cut, would this not also require the 24" that was to be scarified undercut as well?
- A:** No a separate item has been added to address the scarification.
- Q:** Will a bat survey be required prior to clearing, or has this already been performed?
- A:** No a bat survey will not be provided and is not required.
- Q:** It was stated that the City of Huntsville will be transferring the ADEM permit to the contractor. Will the contractor be required to pay the transfer fee?
- A:** Yes the contractor will be responsible for paying the transfer fee.
- Q:** Do you Have a map showing the limits of clearing for the project?
- A:** Updated sheet has been attached to the addendum and posted to the website.
- Q:** Will the clearing limits be at the proposed ponds and new parking area only?
- A:** The clearing limits are the areas that need to be cleared for the improvements shown in the plans (ponds, berms, parking lot, Greenway, etc.)

- Q:** If the assumption above is correct, will the contractor be allowed to clear a path to allow transporting the fill material from the ponds to the parking area or will the only access be by roadway ?
- A:** We will only allow access to the pond and the parking lot from the roads.

**Addenda will only be emailed to those bidders who attend and have signed in at the pre-bid meeting. All addenda, as well as other project information, are available for downloading on Engineering's website at [www.huntsvilleal.gov/engineering/bidlist](http://www.huntsvilleal.gov/engineering/bidlist). Acknowledgement of receipt/download from website of addenda is mandatory using Attachment "C" located in the Specifications and attachment must be submitted with bid package. Failure to do so shall be cause for rejection of the bid. It is the responsibility of all bidders to refer to the website for any updates.** The attached pre-bid meeting minutes, all addenda, and attachments for the above-referenced project will become part of the contract documents.

**Attachments: Revised Quantities – Attachment A1  
Revised Drawing**

**END OF ADDENDUM #3**

5/19/2026

**ATTACHMENT "A1"**  
**DITTO LANDING EVENT SPACE PARKING LOT**  
 Project No. 71-26-SP36

**UNIT BID SHEET**

| ITEM NO. | DESCRIPTION                                                                                              | BASE BID QTY | BID UNIT | BID UNIT PRICE | BID AMOUNT |
|----------|----------------------------------------------------------------------------------------------------------|--------------|----------|----------------|------------|
| 1        | Mobilization                                                                                             | 1            | LS       |                | \$0.00     |
| 2        | Clearing and Grubbing (Approx. 10 Acres)                                                                 | 1            | LS       |                | \$0.00     |
| 3        | Unclassified Excavation                                                                                  | 48,585       | CY       |                | \$0.00     |
| 4        | Borrow Material                                                                                          | 4,850        | CY       |                | \$0.00     |
| 5        | Top Soil from Stockpiles                                                                                 | 1,733        | CY       |                | \$0.00     |
| 6        | Under Cut                                                                                                | 2,000        | CY       |                | \$0.00     |
| 7        | No 2 Stone for Misc Use                                                                                  | 4,000        | Ton      |                | \$0.00     |
| 8        | Asphalt Pavement Removal (FULL DEPTH) and Haul Off                                                       | 502          | SY       |                | \$0.00     |
| 9        | Concrete Removal (FULL DEPTH) and Haul Off                                                               | 13           | SY       |                | \$0.00     |
| 10       | Slope Paved Headwall Removal                                                                             | 4            | EA       |                | \$0.00     |
| 11       | Pipe Removal                                                                                             | 30           | LF       |                | \$0.00     |
| 12       | 424A Superpave Bituminous Asphalt Wearing Surface Layer, 1/2" Maximum Aggregate Size Mix, Esal Range C/D | 1,622        | TON      |                | \$0.00     |

5/19/2026

**ATTACHMENT "A1"**  
**DITTO LANDING EVENT SPACE PARKING LOT**  
 Project No. 71-26-SP36

**UNIT BID SHEET**

|    |                                                                                                       |        |     |  |        |
|----|-------------------------------------------------------------------------------------------------------|--------|-----|--|--------|
| 13 | 424B Superpave Bituminous Asphalt Upper Binder Layer, 3/4" Maximum Aggregate Size Mix, Esal Range C/D | 2,552  | TON |  | \$0.00 |
| 14 | Crushed Aggregate Base Course, Type B, Plant Mixed, 6.0" Compacted Thickness                          | 18,226 | SY  |  | \$0.00 |
| 15 | 405A Tack                                                                                             | 1,458  | GAL |  | \$0.00 |
| 16 | 1.0" Depth Asphalt Milling                                                                            | 1,010  | SY  |  | \$0.00 |
| 17 | 6" Thick Concrete Pad                                                                                 | 70     | SY  |  | \$0.00 |
| 18 | Concrete Curb Stops                                                                                   | 207    | EA  |  | \$0.00 |
| 19 | 4" Solid Yellow Traffic Stripe, Paint (Parking lot Stripe)                                            | 1,346  | LF  |  | \$0.00 |
| 20 | 4" Solid White Traffic Stripe, Paint (Parking lot Stripe)                                             | 8,873  | LF  |  | \$0.00 |
| 21 | White Traffic Control Markings                                                                        | 90     | SF  |  | \$0.00 |
| 22 | 4" Solid Blue Traffic Stripe, Paint (Parking lot Stripe)                                              | 270    | LF  |  | \$0.00 |
| 23 | Blue Handicap Markings, Paint                                                                         | 110    | SF  |  | \$0.00 |
| 24 | R1-1 Stop Sign and Post City Traffic Engineering Standards                                            | 2      | EA  |  | \$0.00 |

5/19/2026

**ATTACHMENT "A1"**  
**DITTO LANDING EVENT SPACE PARKING LOT**  
 Project No. 71-26-SP36

**UNIT BID SHEET**

|    |                                                                                                                         |       |      |  |        |
|----|-------------------------------------------------------------------------------------------------------------------------|-------|------|--|--------|
| 25 | 18" HP Storm Pipe (Complete in-place, includes 57 Stone Backfill to Subgrade & Fittings)                                | 420   | LF   |  | \$0.00 |
| 26 | Slope Paved Headwall (18" Pipe)                                                                                         | 2     | EA   |  | \$0.00 |
| 27 | Grate Inlet (Complete in-Place)                                                                                         | 2     | EA   |  | \$0.00 |
| 28 | 4" Thick Concrete Slope Paving (Includes all reinforcement, joints, weep holes, filter fabric, and miscellaneous items) | 300   | SY   |  | \$0.00 |
| 29 | Seed and Straw Mat                                                                                                      | 2     | AC   |  | \$0.00 |
| 30 | Bermuda Sod (In-Place)                                                                                                  | 7,262 | SY   |  | \$0.00 |
| 31 | Class 1 Rip Rap (In-Place)                                                                                              | 4,000 | TONS |  | \$0.00 |
| 32 | Filter Fabric                                                                                                           | 2,800 | SY   |  | \$0.00 |
| 33 | Wattle (includes materials, installation, maintaining and removal after completion of job)                              | 60    | LF   |  | \$0.00 |
| 34 | TYPE "B" Silt Fence (includes materials, installation, maintenance and removal)                                         | 4,555 | LF   |  | \$0.00 |
| 35 | Parking Lot Light System, Includes all incidentals, Complete In-Place                                                   | 1     | LS   |  | \$0.00 |
| 36 | Light Pole Relocation, Complete In-Place                                                                                | 1     | LS   |  | \$0.00 |
| 37 | 15 Bike Loop Rack(Model 622BR275-2 or approved equal)                                                                   | 2     | EA   |  | \$0.00 |

5/19/2026

**ATTACHMENT "A1"**  
**DITTO LANDING EVENT SPACE PARKING LOT**  
 Project No. 71-26-SP36

**UNIT BID SHEET**

|    |                                                                            |         |    |  |        |
|----|----------------------------------------------------------------------------|---------|----|--|--------|
| 38 | Removable Bollard (Match Existing Type)                                    | 2       | EA |  | \$0.00 |
| 39 | Monument Sign, Includes all incidentals, Complete In-Place                 | 1       | EA |  | \$0.00 |
| 40 | Monument Sign Lighting, Includes all incidentals, Complete In-Place        | 1       | LS |  | \$0.00 |
| 41 | Drystack Stone Retaining Wall, Includes all incidentals, Complete In-Place | 32      | TN |  | \$0.00 |
| 42 | Plant Materials (1-Gal)                                                    | 278     | EA |  | \$0.00 |
| 43 | Plant Materials (3-Gal)                                                    | 141     | EA |  | \$0.00 |
| 44 | Plant Materials (Deciduous Trees, 1.5" Caliper Single & Multitrunk, B&B)   | 43      | EA |  | \$0.00 |
| 45 | Plant Materials (Evergreen Trees, 6-8' B&B)                                | 53      | EA |  | \$0.00 |
| 46 | Plant Materials (Trees, 2" Caliper, B&B)                                   | 77      | EA |  | \$0.00 |
| 47 | Seed (Bermuda Grass)                                                       | 287,347 | SF |  | \$0.00 |
| 48 | Metal Landscape Edging                                                     | 691     | LF |  | \$0.00 |
| 49 | Irrigation, Includes all Incidentals, Complete In-Place                    | 1       | LS |  | \$0.00 |
| 50 | Hardwood Mulch                                                             | 135     | CY |  | \$0.00 |

5/19/2026

**ATTACHMENT "A1"**  
**DITTO LANDING EVENT SPACE PARKING LOT**  
 Project No. 71-26-SP36

**UNIT BID SHEET**

|                       |                                                    |        |    |  |        |
|-----------------------|----------------------------------------------------|--------|----|--|--------|
| 51                    | Subgrade Scarification and Re-Compaction, 24" Deep | 20,533 | SY |  | \$0.00 |
| <b>TOTAL BASE BID</b> |                                                    |        |    |  | \$0.00 |

| ITEM NO. | BID OPTION #1                                                                                            | BID OPTION #1 QTY | BID UNIT | BID UNIT PRICE | BID AMOUNT |
|----------|----------------------------------------------------------------------------------------------------------|-------------------|----------|----------------|------------|
| 1-1      | Mobilization                                                                                             | 1                 | LS       |                | \$0.00     |
| 1-2      | Clearing and Grubbing (Approx. 3 Acres)                                                                  | 1                 | LS       |                | \$0.00     |
| 1-3      | Unclassified Excavation                                                                                  | 2,057             | CY       |                | \$0.00     |
| 1-4      | Borrow Material                                                                                          | 8,600             | CY       |                | \$0.00     |
| 1-5      | Top Soil from Stockpiles                                                                                 | 423               | CY       |                | \$0.00     |
| 1-6      | 424A Superpave Bituminous Asphalt Wearing Surface Layer, 1/2" Maximum Aggregate Size Mix, Esal Range C/D | 433               | TONS     |                | \$0.00     |
| 1-7      | 424B Superpave Bituminous Asphalt Upper Binder Layer, 3/4" Maximum Aggregate Size Mix, Esal Range C/D    | 794               | TONS     |                | \$0.00     |
| 1-8      | Crushed Aggregate Base Course, Type B, Plant Mixed, 6.0" Compacted Thickness                             | 5,739             | SY       |                | \$0.00     |
| 1-9      | 405A Tack                                                                                                | 535               | GAL      |                | \$0.00     |
| 1-10     | Concrete Curb Stops                                                                                      | 55                | EA       |                | \$0.00     |

5/19/2026

**ATTACHMENT "A1"**  
**DITTO LANDING EVENT SPACE PARKING LOT**  
 Project No. 71-26-SP36

**UNIT BID SHEET**

|                            |                                                                                 |       |      |  |               |
|----------------------------|---------------------------------------------------------------------------------|-------|------|--|---------------|
| 1-11                       | 4" Solid Yellow Traffic Stripe, Paint (Parking lot Stripe)                      | 205   | LF   |  | \$0.00        |
| 1-12                       | 4" Solid White Traffic Stripe, Paint (Parking lot Stripe)                       | 2,699 | LF   |  | \$0.00        |
| 1-13                       | White Traffic Control Markings                                                  | 35    | SF   |  | \$0.00        |
| 1-14                       | R1-1 Stop Sign and Post City Traffic Engineering Standards                      | 1     | EA   |  | \$0.00        |
| 1-15                       | Bermuda Sod (In-Place)                                                          | 549   | SY   |  | \$0.00        |
| 1-16                       | Class 1 Rip Rap (In-Place)                                                      | 1,000 | TONS |  | \$0.00        |
| 1-17                       | Filter Fabric                                                                   | 800   | SY   |  | \$0.00        |
| 1-18                       | TYPE "B" Silt Fence (includes materials, installation, maintenance and removal) | 315   | LF   |  | \$0.00        |
| 1-19                       | Parking Lot Light System, Includes all incidentals, Complete In-Place           | 1     | LS   |  | \$0.00        |
| 1-20                       | Subgrade Scarification and Re-Compaction, 24" Deep                              | 6,172 | SY   |  | \$0.00        |
| <b>TOTAL BID OPTION #1</b> |                                                                                 |       |      |  | <b>\$0.00</b> |

5/19/2026

ATTACHMENT "A1"  
DITTO LANDING EVENT SPACE PARKING LOT  
Project No. 71-26-SP36

UNIT BID SHEET

ALL ITEMS SHALL BE CONSIDERED IN-PLACE.  
PRICES SHALL INCLUDE ALL LABOR,  
EQUIPMENT, MATERIALS, AND REMOVALS AS  
REQUIRED FOR CONSTRUCTION OF THE REQUIRED  
WORK.

COMPANY \_\_\_\_\_  
SIGNATURE \_\_\_\_\_  
DATE \_\_\_\_\_





# HUNTSVILLE

Urban Development Department  
Engineering Division

## **DITTO LANDING EVENT SPACE PARKING LOT**

**Project No. 71-26-SP36**

**May 21, 2026**

### **Addendum #4**

#### **CLARIFICATIONS:**

- Bid Opening dates has been **postponed** until **Friday, June 5, 2026, at 11:00 a.m. CST** in Training Room 624.

**Addenda will only be emailed to those bidders who attend and have signed in at the pre-bid meeting. All addenda, as well as other project information, are available for downloading on Engineering's website at [www.huntsvilleal.gov/engineering/bidlist](http://www.huntsvilleal.gov/engineering/bidlist). Acknowledgement of receipt/download from website of addenda is mandatory using Attachment "C" located in the Specifications and attachment must be submitted with bid package. Failure to do so shall be cause for rejection of the bid. It is the responsibility of all bidders to refer to the website for any updates.** The attached pre-bid meeting minutes, all addenda, and attachments for the above-referenced project will become part of the contract documents.

**END OF ADDENDUM #4**

**The Star of Alabama**



# HUNTSVILLE

Kathy Martin, P.E.  
Director  
City Engineer

Urban Development Department  
Engineering Division

## DITTO LANDING EVENT SPACE PARKING LOT

**Project No. 71-26-SP36**

**June 3, 2026**

### Addendum #5

#### CLARIFICATIONS:

- All irrigation sleeves shall be schedule 40 PVC.
- Project completion date will be **November 30, 2026.**
- The location of the borrow pit has been revised. Please review the attached geotechnical report and test pit locations prior to beginning excavation.
- Excavation operations should start in the area identified as Test Pit 1 and then progress to the area identified as Test Pit 2. Geotechnical support will be provided throughout the excavation process as needed.
- The borrow area shall be regarded as a pond and stabilized prior to completion of work. The cost to reshape and stabilize the borrow area, to include any haul routes, shall be considered incidental to the project cost.
- Questions will be accepted until 3:00 PM on Wednesday, June 3rd. Answers to those questions will be sent out in an addendum by 5:00 PM on Wednesday, June 3rd.

**Addenda will only be emailed to those bidders who attend and have signed in at the pre-bid meeting. All addenda, as well as other project information, are available for downloading on Engineering's website at [www.huntsvilleal.gov/engineering/bidlist](http://www.huntsvilleal.gov/engineering/bidlist). Acknowledgement of receipt/download from website of addenda is mandatory using Attachment "C" located in the Specifications and attachment must be submitted with bid package. Failure to do so shall be cause for rejection of the bid. It is the responsibility of all bidders to refer to the website for any updates.** The attached pre-bid meeting minutes, all addenda, and attachments for the above-referenced project will become part of the contract documents.

The Star of Alabama

**Attachments:** Updated clearing limits map  
Updated Geotechnical Report

**END OF ADDENDUM #5**





June 2, 2026

City of Huntsville - Engineering  
305 Fountain Circle  
4<sup>th</sup> Floor  
Huntsville, Alabama 35801

ATTN: Ms. Kathy Martin, P.E.

SUBJECT: Report of Soil Borrow Study  
Ditto Parking Borrow Area  
Huntsville, Alabama  
City of Huntsville Project ID No. 71-25-RD02  
GTEC Project No. 1958

Ladies and Gentlemen,

GTEC has completed the Soil Borrow Source Study for the above referenced project. Locations for a possible soil borrow source was provided by Ms. Kathy Martin, P.E., with the City of Huntsville via email on May 26, 2026. Additionally, Ms. Martin requested that GTEC provide our services under the Agreement between City of Huntsville, Alabama and GTEC, LLC (City of Huntsville Project ID No. 71-25-RD02) dated April 10, 2025. The purpose of our services was to explore the subsurface soil conditions and groundwater level in order to provide recommendations for use of onsite soils as structural fill. This report presents our understanding of the project, provides the results of the field exploration and laboratory testing, and discusses our conclusions and recommendations. After you have reviewed our report, we recommend a telephone call to discuss our recommendations.

## **PROJECT INFORMATION**

GTEC issued a *Geotechnical Engineering Study* for the proposed project on January 15, 2026. We understand that the City of Huntsville is considering an alternative location as a possible on-site borrow area for use as structural fill for the parking areas of the Ditto Event Center. The alternate location is shown on the appended Drawing Nos. 1958-1 (Site Location Plan) and 1958-2 (Test Location Plan).

## **EXPLORATION METHODS**

Subsurface conditions at the site of development were investigated by excavating four (4) test pits. Locations for the test pits were determined using a handheld, consumer-grade GPS unit. The test pit locations shown on the appended Drawing No. 1958-2 should be considered approximate. Test pit elevations, as shown on the appended test pit logs, were estimated by



overlaying the test pit locations on the topographic contours of the City of Huntsville Interactive Map and should be considered approximate.

The test pits were excavated using a Kato 50V excavator. Test pits were terminated at 10 feet. Soil samples were taken at select depths and sealed in airtight containers for transportation to our laboratory for testing. The test pits were backfilled the same day.

Results of the sampling locations in each test pit were recorded by a GTEC field engineer and are presented in the attached Log of Test Pits. The logs contain information concerning the test pit method, dates, sample depths, descriptions of the soils or rocks, and other characteristics encountered during excavating. The field engineer classified the soil in general accordance with ASTM D2488, which utilizes the Unified Soil Classification System (USCS, as per ASTM D2487), and prepared the Log of Test Pits that were the basis for engineering evaluation and recommendations. The group symbol for each soil type is indicated in the Log of Test Pits. The final logs represent GTEC's interpretation of the field logs based on the results of the engineering review and laboratory testing of the field samples. After taking delayed groundwater readings, the test pits were backfilled the same day.

## **SITE CONDITIONS**

The subject property is located north of State Docks Road and about 800 feet west of Hobbs Island Road in Huntsville, Alabama. The site is currently graded with some trees in the northwestern area. Based on historical aeriels, the site was cleared of overgrown vegetation in the western and southern portions of the site after April 2024. A pond, constructed sometime between November 2022 and April 2024, is located to the northeast of the site. It is our understanding that material cut out to construct the pond was placed on the subject site. Based on the topographic data on the City of Huntsville Interactive Maps, site grades range from about 567 feet at the western side of the site to about 574 feet at the western side of the site. In general, surface water drains towards the southeast. Photograph 1 shows the general site conditions at the time of our field activities.



PHOTOGRAPH 1



Description: South corner of site facing northeast

## SUBSURFACE CONDITIONS

At the surface, each test pit encountered topsoil which ranged in thickness from 6 to 12 inches. Two general clay soil layers were encountered below the topsoil. Plasticity and gravel content both increase with depth at the site. Rock was not encountered during excavation. Specific soil properties for each layer encountered are presented below along with a summary of laboratory tests data from select samples.

Test pit TP-3 encountered a fill layer below the surface materials which extended to a depth of about 2 feet. The layer consisted of medium-plasticity, lean clay that was dark brown in color and had varying amounts organics and deleterious materials. Test pit TP-2 encountered a fill layer below the surface that was comprised primarily of topsoil and included limestone boulders. Natural moisture content in the fill layer ranged from 21 to 25 percent.

Below the fill layer and surface materials, each test pit encountered a residual layer below the surface materials which extended to test pit termination at a depth of 10 feet. The layer consisted of medium plasticity, lean or fat clay that was red, brown, or tan in color and had varying amounts of sand. Natural moisture contents ranged from 15 to 36 percent with an average of 25 percent. The following table is a summary of the Atterberg limit tests performed on soil samples from this layer.



| Boring Number | Sample Depth (feet) | Water Content (%) | Liquid Limit (%) | Plasticity Index (%) |
|---------------|---------------------|-------------------|------------------|----------------------|
| TP-1          | 4.0 to 5.0          | 21.9              | 37               | 21                   |
| TP-1          | 6.0 to 7.0          | 22.0              | 44               | 28                   |
| TP-2          | 1.0 to 2.0          | 17.3              | 53               | 35                   |
| TP-3          | 6.0 to 7.0          | 33.1              | 45               | 26                   |

The test pits were excavated to the proposed termination depths of 10 feet without encountering auger refusal.

Groundwater during excavation and 2 and 4 hours after excavating, the groundwater levels were between 4 and 8 feet below the surface. Because of the geology of this region, the groundwater levels are generally a function of seasonal precipitation and locally heavy rainfall events. Consequently, the groundwater levels can and do fluctuate with time.

## FINDINGS AND CONCLUSIONS

Table 1 summarizes the laboratory testing completed on samples collected during field exploration.

**Table 1: Summary of Laboratory Test Results**

| Test Pit Number | Sample Depth (feet) | Water Content (%) | Plasticity Index | Liquid Limit | Max. Dry Density (pcf) | Optimum Moisture Content (%) |
|-----------------|---------------------|-------------------|------------------|--------------|------------------------|------------------------------|
| TP-1            | 4                   | 21.9              | 21               | 37           | 108.7                  | 17.7                         |
| TP-1            | 6                   | 22.0              | 28               | 44           | 105.1                  | 18.8                         |
| TP-2            | 1                   | 17.3              | 35               | 53           | 99.4                   | 23.6                         |
| TP-3            | 6                   | 33.1              | 26               | 45           | --                     | --                           |

Table 2 provides the suitability of the soil for use as structural fill based on the results of the classification and Proctor testing. Soils below the groundwater levels are suitable for fill in shallow or deep sections. However, soils taken from below the groundwater will need to be dried up to 4 percent to reach their optimum moisture content prior to placement for fill. The following sections provide a discussion of the suitability of each possible borrow area with a summary of the subsurface conditions and the groundwater conditions during our exploration. Laboratory testing results and photographs of samples and test pits are attached.

**Table 2: Suitability of the Soil for Fill Material**

| Test Pit Number | Depth of Groundwater (feet) | Layer (ft) | Suitability as Structural Fill Borrow |
|-----------------|-----------------------------|------------|---------------------------------------|
| TP-1            | Not Encountered             | 0 to 1     | Not Suitable                          |
|                 |                             | >1         | Shallow or Deep Fill following drying |
| TP-2            | 8                           | 0 to 1     | Not Suitable                          |
|                 |                             | >1         | Shallow or Deep Fill following drying |
| TP-3            | 4                           | 0 to 2     | Not Suitable                          |
|                 |                             | >2         | Shallow or Deep Fill following drying |
| TP-4            | 5                           | 0 to 0.5   | Not Suitable                          |
|                 |                             | >0.5       | Shallow or Deep Fill following drying |

## LIMITATIONS

There are important limitations to this and all geotechnical studies. This report has been prepared for the exclusive use of the City of Huntsville, or their agents, for specific application to the proposed borrow site source for the Ditto Event Venue Parking Area project in Huntsville, Alabama, in accordance with generally accepted soil and geotechnical engineering practices. No other warranty, express or implied, is made. Our conclusions and recommendations are based on design information furnished to us, the data obtained from the field-testing program, and generally accepted geotechnical engineering practice. The findings and recommendations do not reflect variations in subsurface conditions, which could exist in unexplored areas of the site. Regardless of the thoroughness of a subsurface exploration, there is the possibility that conditions in other areas will differ from those at the test locations or that the construction process has altered the soil conditions. Therefore, our experienced geotechnical engineer should evaluate executed construction to verify that the conditions anticipated in design actually exist. Otherwise, we assume no responsibility for construction compliance with the design concepts, specifications, or recommendations. In the event that changes are made in the design or location of the borrow area, the recommendations presented in this report shall not be considered valid unless the changes are reviewed by our firm and conclusions of this report modified or verified in writing. If this report is copied or transmitted to a third party, it must be copied or transmitted in its entirety, including text, appendices, and enclosures. Interpretations based on only a part of this report may not be valid.



**CLOSING REMARKS**

GTEC thanks you for the opportunity to serve you and looks forward to continued involvement on this and future projects. Please contact the project personnel below with questions concerning this project.

Respectfully,  
GTEC

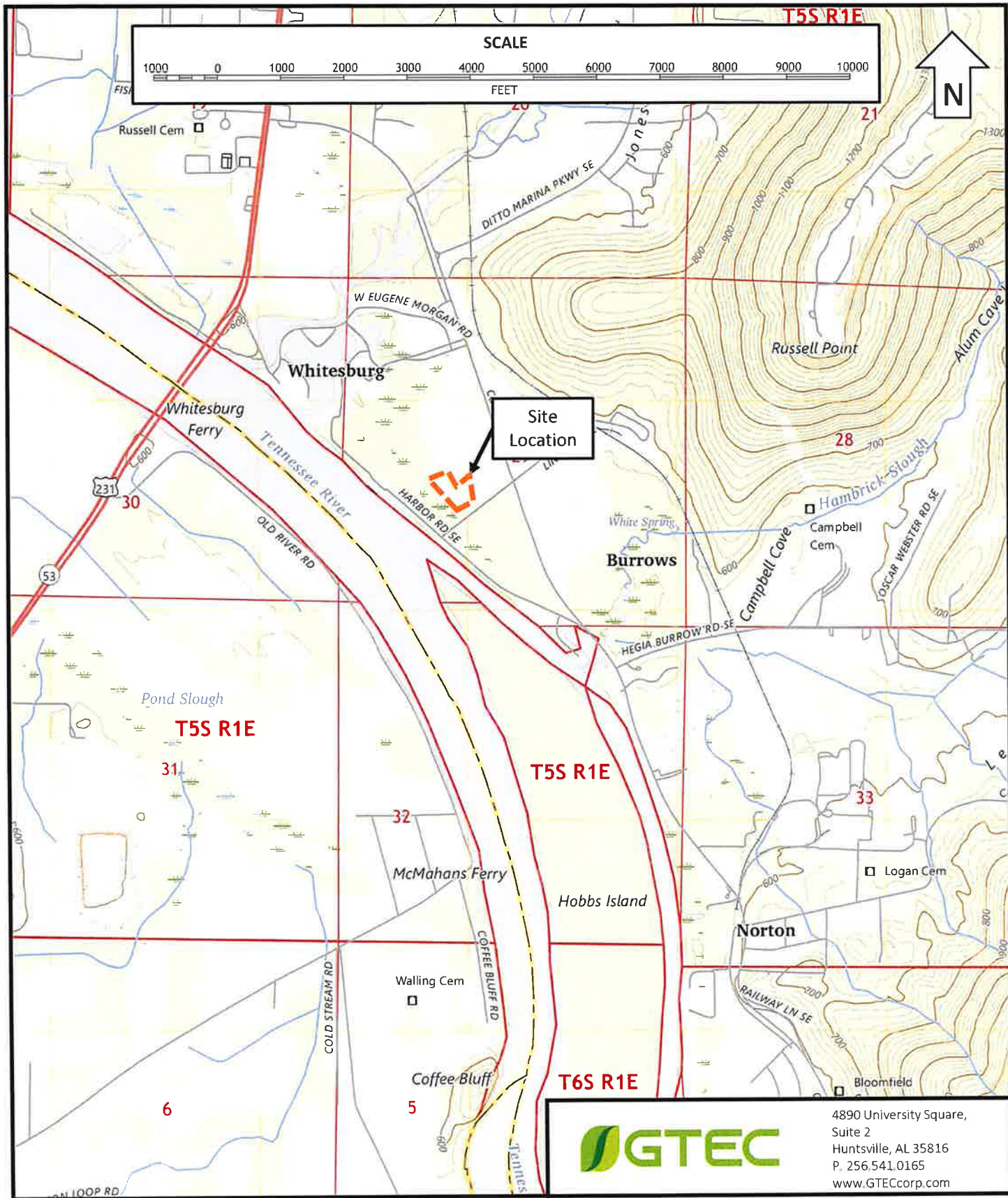
A handwritten signature in black ink that reads "Kathleen Bernal".

Kathleen Bernal, E.I.  
Staff Engineer

A handwritten signature in black ink that reads "Rachel T. Finch".

Rachel T. Finch, P.E.  
Senior Engineer

- Attachments: Site Location Plan  
Test Location Plan Logs of  
Test Pits Test Pit Legend  
Laboratory Results  
Photographs of Samples  
Test Pit Photographs



# SITE LOCATION PLAN

Scale: As Shown


Reference: USGS National Map, Farley Quadrangle, Alabama

**GTEC**  
 4890 University Square,  
 Suite 2  
 Huntsville, AL 35816  
 P. 256.541.0165  
 www.GTECcorp.com

|                                               |
|-----------------------------------------------|
| Project Name: Ditto Parking Borrow Area       |
| Drawn By: KMW                                 |
| Location: State Docks Rd, Huntsville, Alabama |
| Date: 5/29/2026                               |
| Drawing No.: 1958-1                           |



**Legend:**

 - Test Pit Location (TP-X)

Reference: Google Earth™



4890 University Square,  
Suite 2  
Huntsville, AL 35816  
P. 256.541.0165  
[www.GTECcorp.com](http://www.GTECcorp.com)

# TEST LOCATION PLAN

Scale: Not to Scale





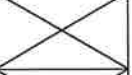



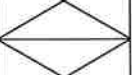
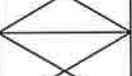



Project Name: Ditto Parking Borrow Area







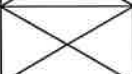






Drawn By: KMW















Location: Docks State Rd, Huntsville, Alabama


Date: 5/29/2026

Drawing No.: 1958-2












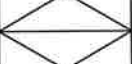

|  |                                                                                    | <b>Ditto Parking Borrow Area</b><br>Huntsville, Alabama                             |               |                                                                                     |           | <b>TP-1</b><br><br>Page 1 of 1 |                             |         |
|-----------------------------------------------------------------------------------|------------------------------------------------------------------------------------|-------------------------------------------------------------------------------------|---------------|-------------------------------------------------------------------------------------|-----------|--------------------------------|-----------------------------|---------|
| Contractor: GTEC                                                                  |                                                                                    | Project No.: 1958                                                                   |               | Remarks:                                                                            |           |                                |                             |         |
| Client Name: COH - Engineering                                                    |                                                                                    | Date Drilled: 05/27/2026                                                            |               |                                                                                     |           |                                |                             |         |
| Logged By: Keaton Watts                                                           |                                                                                    | Test Pit Depth: 10'                                                                 |               |                                                                                     |           |                                |                             |         |
| Equipment: Kato 50V5                                                              |                                                                                    | Surface Elev.: 570'                                                                 |               |                                                                                     |           |                                |                             |         |
| Bucket Width: 2 ft                                                                |                                                                                    | Coordinates: 34.571565, -86.554587                                                  |               |                                                                                     |           |                                |                             |         |
| Method of Excavation: Test Pit                                                    |                                                                                    | ☒ Water Level During Excavation N.E.<br>☒ Delayed Water Level N.E.                  |               |                                                                                     |           |                                |                             |         |
| Depth (ft)                                                                        | Graphic Log                                                                        | Visual Classification                                                               | Samples       |                                                                                     | DCP Blows | Lab                            |                             | Remarks |
|                                                                                   |                                                                                    |                                                                                     | Sample Number | Sample Graphic                                                                      |           | Moisture Content (%)           | Atterberg Limits (LL-PL-PI) |         |
| 0-1                                                                               |   | TOPSOIL, 12 Inches                                                                  | S-1           |    |           | 20.7                           |                             |         |
| 1-4                                                                               |  | LEAN CLAY (CL), trace organics, few sand, medium plasticity, brown, moist, residuum | S-2           |    |           | 22.0                           |                             |         |
|                                                                                   |                                                                                    |                                                                                     | S-3           |   |           | 21.1                           |                             |         |
|                                                                                   |                                                                                    |                                                                                     | S-4           |  |           | 20.6                           |                             |         |
| 4-5                                                                               |                                                                                    | LEAN CLAY (CL), few sand, medium plasticity, tan and red, residuum                  | S-5           |  |           | 21.9                           | 37-16-21                    |         |
|                                                                                   |                                                                                    |                                                                                     | S-6           |  |           | 19.7                           |                             |         |
|                                                                                   |                                                                                    |                                                                                     | S-7           |  |           | 22.0                           | 44-16-28                    |         |
|                                                                                   |                                                                                    |                                                                                     | S-8           |  |           | 23.6                           |                             |         |
|                                                                                   |                                                                                    |                                                                                     | S-9           |  |           | 20.5                           |                             |         |
|                                                                                   |                                                                                    |                                                                                     | S-10          |  |           | 20.8                           |                             |         |
| 10                                                                                |                                                                                    | Test pit terminated at 10 ft                                                        |               |                                                                                     |           |                                |                             |         |

|  |                                                                                    | <b>Ditto Parking Borrow Area</b><br>Huntsville, Alabama                                                                                |               |                                                                                     |           | <b>TP-2</b><br>Page 1 of 1 |                            |         |
|-----------------------------------------------------------------------------------|------------------------------------------------------------------------------------|----------------------------------------------------------------------------------------------------------------------------------------|---------------|-------------------------------------------------------------------------------------|-----------|----------------------------|----------------------------|---------|
| Contractor: GTEC                                                                  |                                                                                    | Project No.: 1958                                                                                                                      |               | Remarks:                                                                            |           |                            |                            |         |
| Client Name: COH - Engineering                                                    |                                                                                    | Date Drilled: 05/27/2026                                                                                                               |               |                                                                                     |           |                            |                            |         |
| Logged By: Keaton Watts                                                           |                                                                                    | Test Pit Depth: 10'                                                                                                                    |               |                                                                                     |           |                            |                            |         |
| Equipment: John Deere 50G Mini X                                                  |                                                                                    | Surface Elev.: 573'                                                                                                                    |               |                                                                                     |           |                            |                            |         |
| Bucket Width: 2 ft                                                                |                                                                                    | Coordinates: 34.571246, -86.553767                                                                                                     |               |                                                                                     |           |                            |                            |         |
| Method of Excavation: Test Pit                                                    |                                                                                    | <input checked="" type="checkbox"/> Water Level During Excavation 8 ft<br><input checked="" type="checkbox"/> Delayed Water Level 8 ft |               |                                                                                     |           |                            |                            |         |
| Depth (ft)                                                                        | Graphic Log                                                                        | Visual Classification                                                                                                                  | Samples       |                                                                                     | DCP Blows | Lab                        |                            | Remarks |
|                                                                                   |                                                                                    |                                                                                                                                        | Sample Number | Sample Graphic                                                                      |           | Moisture Content (%)       | Atterberg Limits (LL-PL-P) |         |
|                                                                                   |   | TOPSOIL FILL WITH LIMESTONE BOULDERS, 12 Inches                                                                                        | S-1           |    |           | 20.7                       |                            |         |
|                                                                                   |  | FAT CLAY (CH), few sand, little black oxides, medium plasticity, brownish red, moist, residuum                                         | S-2           |    |           | 17.3                       | 53-18-35                   |         |
|                                                                                   |                                                                                    |                                                                                                                                        | S-3           |   |           | 24.7                       |                            |         |
|                                                                                   |                                                                                    |                                                                                                                                        | S-4           |  |           | 24.9                       |                            |         |
| 5                                                                                 |                                                                                    |                                                                                                                                        | S-5           |  |           | 22.9                       |                            |         |
|                                                                                   |                                                                                    |                                                                                                                                        | S-6           |  |           | 25.9                       |                            |         |
|                                                                                   |                                                                                    |                                                                                                                                        | S-7           |  |           | 26.8                       |                            |         |
|                                                                                   |                                                                                    |                                                                                                                                        | S-8           |  |           | 26.2                       |                            |         |
|                                                                                   |                                                                                    |                                                                                                                                        | S-9           |  |           | 26.1                       |                            |         |
| 10                                                                                |                                                                                    |                                                                                                                                        | S-10          |  |           | 26.7                       |                            |         |
|                                                                                   |                                                                                    | Test pit terminated at 10 ft                                                                                                           |               |                                                                                     |           |                            |                            |         |

















|  |                                                                                    | <b>Ditto Parking Borrow Area</b><br>Huntsville, Alabama                                                                                |               |                                                                                     |           | <b>TP-3</b><br>Page 1 of 1 |                            |         |
|-----------------------------------------------------------------------------------|------------------------------------------------------------------------------------|----------------------------------------------------------------------------------------------------------------------------------------|---------------|-------------------------------------------------------------------------------------|-----------|----------------------------|----------------------------|---------|
| Contractor: GTEC                                                                  |                                                                                    | Project No.: 1958                                                                                                                      |               | Remarks:<br>Concrete debris encountered at 1 ft                                     |           |                            |                            |         |
| Client Name: COH - Engineering                                                    |                                                                                    | Date Drilled: 05/27/2026                                                                                                               |               |                                                                                     |           |                            |                            |         |
| Logged By: Keaton Watts                                                           |                                                                                    | Test Pit Depth: 10'                                                                                                                    |               |                                                                                     |           |                            |                            |         |
| Equipment: Kato Mini X                                                            |                                                                                    | Surface Elev.: 569'                                                                                                                    |               |                                                                                     |           |                            |                            |         |
| Bucket Width: 2 ft                                                                |                                                                                    | Coordinates: 34.570880, -86.553986                                                                                                     |               |                                                                                     |           |                            |                            |         |
| Method of Excavation: Test Pit                                                    |                                                                                    | <input checked="" type="checkbox"/> Water Level During Excavation 4 ft<br><input checked="" type="checkbox"/> Delayed Water Level 4 ft |               |                                                                                     |           |                            |                            |         |
| Depth (ft)                                                                        | Graphic Log                                                                        | Visual Classification                                                                                                                  | Samples       |                                                                                     | DCP Blows | Lab                        |                            | Remarks |
|                                                                                   |                                                                                    |                                                                                                                                        | Sample Number | Sample Graphic                                                                      |           | Moisture Content (%)       | Atterberg Limits (LL-PL-P) |         |
|                                                                                   |   | TOPSOIL, 6 Inches 0.5                                                                                                                  | S-1           |    |           | 25.3                       | 45-19-26                   |         |
|                                                                                   |   | FAT CLAY (CH), few organics, asphalt and concrete debris, few sand, medium plasticity, dark brown, moist, fill 2                       | S-2           |    |           | 20.7                       |                            |         |
|                                                                                   |  | LEAN CLAY (CL), trace gravel, few sand, medium plasticity, tan, moist, residuum                                                        | S-3           |   |           | 23.7                       |                            |         |
|                                                                                   |                                                                                    |                                                                                                                                        | S-4           |  |           | 26.7                       |                            |         |
|                                                                                   |                                                                                    |                                                                                                                                        | S-5           |  |           | 30.0                       |                            |         |
|                                                                                   |                                                                                    |                                                                                                                                        | S-6           |  |           | 34.1                       |                            |         |
|                                                                                   |                                                                                    |                                                                                                                                        | S-7           |  |           | 33.1                       |                            |         |
|                                                                                   |                                                                                    |                                                                                                                                        | S-8           |  |           | 35.9                       |                            |         |
|                                                                                   |                                                                                    |                                                                                                                                        | S-9           |  |           | 30.8                       |                            |         |
|                                                                                   |                                                                                    |                                                                                                                                        | S-10          |  |           | 25.4                       |                            |         |
| 10                                                                                |                                                                                    | Test pit terminated at 10 ft                                                                                                           |               |                                                                                     |           |                            |                            |         |

|                                                                                   |                                                                |                                |
|-----------------------------------------------------------------------------------|----------------------------------------------------------------|--------------------------------|
|  | <b>Ditto Parking Borrow Area</b><br><b>Huntsville, Alabama</b> | <b>TP-4</b><br><br>Page 1 of 1 |
|-----------------------------------------------------------------------------------|----------------------------------------------------------------|--------------------------------|





|                                  |                                                                    |          |
|----------------------------------|--------------------------------------------------------------------|----------|
| Contractor: GTEC                 | Project No.: 1958                                                  | Remarks: |
| Client Name: COH - Engineering   | Date Drilled: 05/27/2026                                           |          |
| Logged By: Keaton Watts          | Test Pit Depth: 10'                                                |          |
| Equipment: John Deere 50G Mini X | Surface Elev.: 569'                                                |          |
| Bucket Width: 2 ft               | Coordinates: 34.570429, -86.553659                                 |          |
| Method of Excavation: Test Pit   | ☒ Water Level During Excavation 5 ft<br>☑ Delayed Water Level 5 ft |          |

| Depth (ft) | Graphic Log                                                                         | Visual Classification                                                                             | Samples       |                                                                                     | DCP Blows | Lab                  | Remarks |
|------------|-------------------------------------------------------------------------------------|---------------------------------------------------------------------------------------------------|---------------|-------------------------------------------------------------------------------------|-----------|----------------------|---------|
|            |                                                                                     |                                                                                                   | Sample Number | Sample Graphic                                                                      |           | Moisture Content (%) |         |
|            |    | TOPSOIL, 6 Inches 0.5                                                                             | S-1           |    |           | 22.5                 |         |
|            |   | LEAN CLAY (CL), trace to no organics, few sand, medium plasticity, reddish tan, moist, residuum 2 | S-2           |    |           | 21.1                 |         |
|            |                                                                                     | LEAN CLAY (CL), trace gravel, few sand, medium plasticity, reddish tan, moist, residuum           | S-3           |   |           | 25.7                 |         |
|            |                                                                                     |                                                                                                   | S-4           |  |           | 26.7                 |         |
|            |                                                                                     |                                                                                                   | S-5           |  |           | 26.1                 |         |
| 5          |  |                                                                                                   | S-6           |  |           | 26.5                 |         |
|            |                                                                                     |                                                                                                   | S-7           |  |           | 26.9                 |         |
|            |                                                                                     |                                                                                                   | S-8           |  |           | 25.9                 |         |
|            |                                                                                     | GRAVELLY LEAN CLAY (CL), some gravel, few sand, medium plasticity, tan, moist, residuum 8         | S-9           |  |           | 15.3                 |         |
|            |                                                                                     |                                                                                                   | S-10          |  |           | 20.0                 |         |
| 10         |                                                                                     | Test pit terminated at 10 ft                                                                      |               |                                                                                     |           |                      |         |





## TEST PIT LEGEND

| SOIL SYMBOLS                                                         |                                                                       |                    |                                                                                     |               |                                                                                  |
|----------------------------------------------------------------------|-----------------------------------------------------------------------|--------------------|-------------------------------------------------------------------------------------|---------------|----------------------------------------------------------------------------------|
| Major Divisions                                                      |                                                                       | Group Symbols      |                                                                                     | Typical Names |                                                                                  |
| <b>Coarse Grain Soils</b><br>More Than 50% Retained on No. 200 Sieve | <b>Gravels</b><br>50% or More of Coarse Fraction Retained on #4 Sieve | Clean Gravels      |    | GW            | Well-graded gravels and gravel-sand mixtures, little or no fines                 |
|                                                                      |                                                                       | Gravels With Fines |    | GP            | Poorly graded gravels and gravel-sand mixtures, little or no fines               |
|                                                                      |                                                                       | Gravels With Fines |    | GM            | Silty gravels, gravel-sand-silt mixtures                                         |
|                                                                      |                                                                       | Gravels With Fines |    | GC            | Clayey gravels, gravel-sand-clay mixtures                                        |
|                                                                      | <b>Sands</b><br>More Than 50% of Coarse Fraction Passes #4 Sieve      | Clean Sands        |    | SW            | Well-graded sands and gravelly sands, little or no fines                         |
|                                                                      |                                                                       | Clean Sands        |    | SP            | Poorly graded sands and gravelly sands, little or no fines                       |
|                                                                      |                                                                       | Sands With Fines   |    | SM            | Silty sands, sand-silt mixtures                                                  |
|                                                                      |                                                                       | Sands With Fines   |    | SC            | Clayey sands, sand-clay mixtures                                                 |
| <b>Fine Grain Soils</b><br>50% or More Passes No. 200 Sieve          | <b>Silts and Clays</b><br>Liquid Limit 50% or Less                    |                    |    | ML            | Inorganic silts, very fine sands, rock flour, silty or clayey fine sands         |
|                                                                      |                                                                       |                    |    | CL            | Inorganic clays or low to medium plasticity, gravelly or sandy clays, lean clays |
|                                                                      |                                                                       |                    |    | CL-ML         | Silty clays, gravelly or sandy silty clays                                       |
|                                                                      |                                                                       |                    |    | OL            | Organic silts and organic silty clays of low plasticity                          |
|                                                                      | <b>Silts and Clays</b><br>Liquid Limit Greater Than 50%               |                    |   | MH            | Inorganic silts, micaceous or diatomaceous fine sands or silts, elastic silts    |
|                                                                      |                                                                       |                    |  | CH            | Inorganic clays of high plasticity, fat clay                                     |
|                                                                      |                                                                       |                    |  | OH            | Organic clays of medium to high plasticity                                       |
| Highly Organic Soils                                                 |                                                                       |                    |  | PT            | Peat, muck and other highly organic soils                                        |

**Other Commonly Used Soil Symbols**

|                                                                                     |          |
|-------------------------------------------------------------------------------------|----------|
|  | Topsoil  |
|  | Asphalt  |
|  | Concrete |
|  | Fill     |

**Rock Symbols**

|                                                                                     |              |
|-------------------------------------------------------------------------------------|--------------|
|  | Limestone    |
|  | Sandstone    |
|  | Conglomerate |
|  | Shale        |



**Sample Types**

|                                                                                     |                  |
|-------------------------------------------------------------------------------------|------------------|
|  | Bulk/Grab Sample |
|-------------------------------------------------------------------------------------|------------------|


**Secondary Constituent**

|               |              |
|---------------|--------------|
| <i>Trace</i>  | Less than 5% |
| <i>Few</i>    | 5 to 10%     |
| <i>Little</i> | 15 to 25%    |
| <i>Some</i>   | 30 to 45%    |
| <i>Mostly</i> | 50 to 100%   |

**Other Symbols**

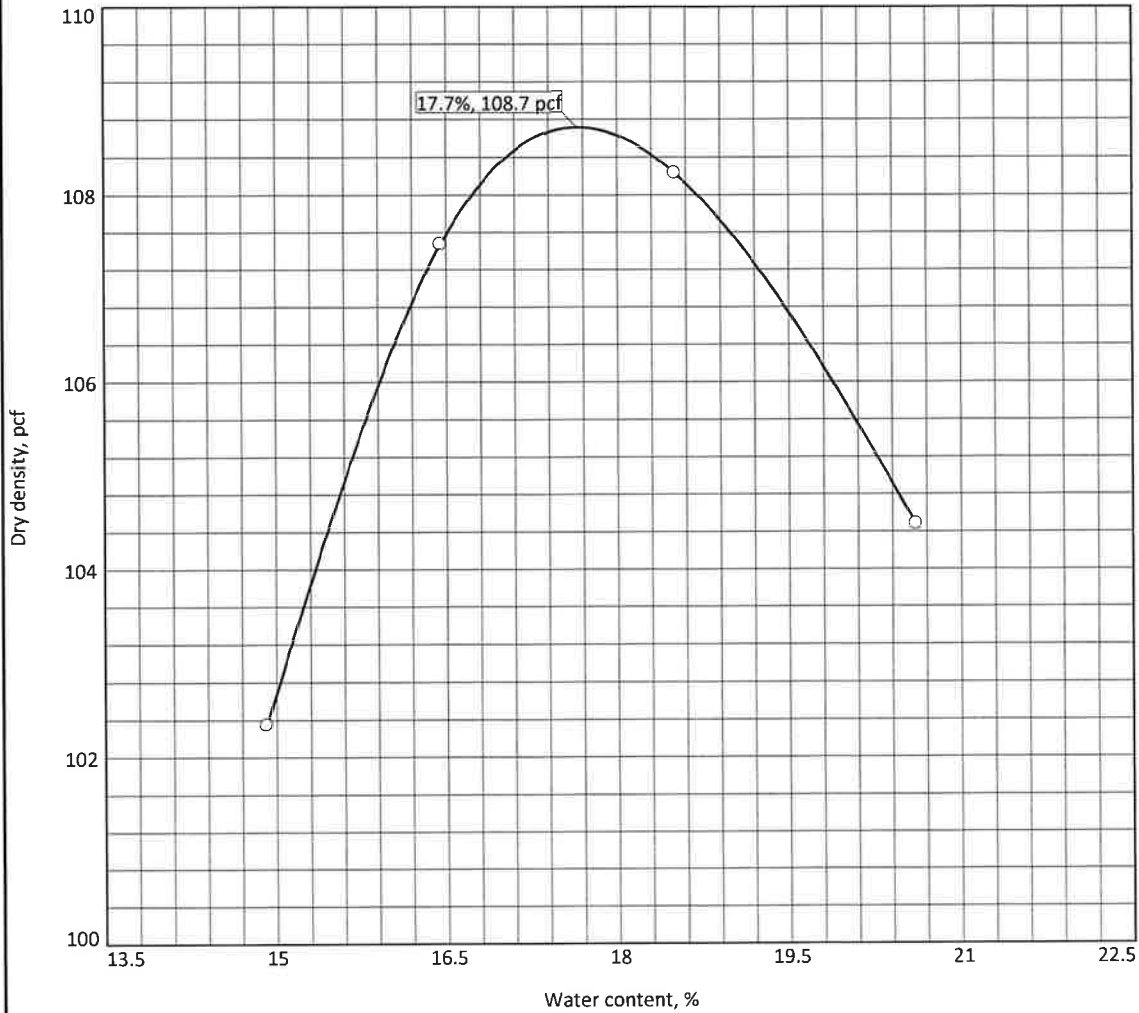
|                                                                                     |                                   |
|-------------------------------------------------------------------------------------|-----------------------------------|
|  | Groundwater Level During Drilling |
|  | Extended Groundwater Level        |

**Laboratory Descriptions**

|                                                                                     |                                                                                           |
|-------------------------------------------------------------------------------------|-------------------------------------------------------------------------------------------|
|  | Atterberg Limits, shown as LL-PL-PI<br>Liquid Limit – Plasticity Limit – Plasticity Index |
|-------------------------------------------------------------------------------------|-------------------------------------------------------------------------------------------|




### COMPACTION TEST REPORT



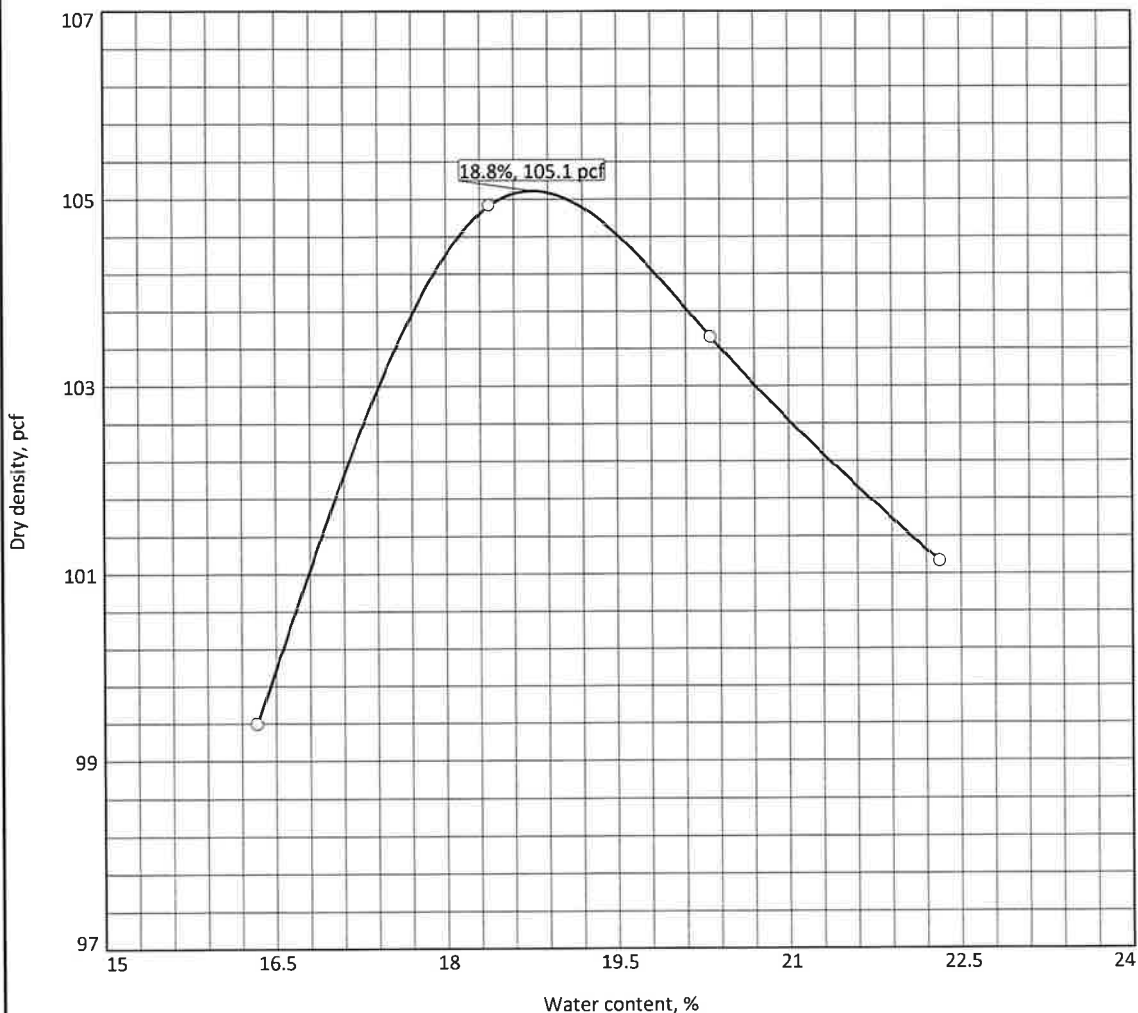
Test specification: ASTM D 698-12 Method A Standard

| Elev/<br>Depth | Classification |        | Nat.<br>Moist. | Sp.G. | LL | PI | % ><br>#4 | % <<br>No.200 |
|----------------|----------------|--------|----------------|-------|----|----|-----------|---------------|
|                | USCS           | AASHTO |                |       |    |    |           |               |
| 4 ft           | CL             |        | 21.9           |       | 37 | 21 |           |               |

| TEST RESULTS                                                                                                                                                       |  | MATERIAL DESCRIPTION                                               |
|--------------------------------------------------------------------------------------------------------------------------------------------------------------------|--|--------------------------------------------------------------------|
| Maximum dry density = 108.7 pcf<br>Optimum moisture = 17.7 %                                                                                                       |  | LEAN CLAY (CL), few sand, medium plasticity, tan and red, residuum |
| Project No. 1958      Client: City of Huntsville - Engineering<br>Project: Ditto Parking Borrow Area<br>Date: 5/29/2026<br>Location: TP-1      Sample Number: Bulk |  | Remarks:                                                           |
|                                                                                 |  | Figure 1                                                           |

Tested By: L Williams      Checked By: L Williams

### COMPACTION TEST REPORT



Test specification: ASTM D 698-12 Method A Standard

| Elev/<br>Depth | Classification |        | Nat.<br>Moist. | Sp.G. | LL | PI | % ><br>#4 | % <<br>No.200 |
|----------------|----------------|--------|----------------|-------|----|----|-----------|---------------|
|                | USCS           | AASHTO |                |       |    |    |           |               |
| 6 ft           | CL             |        | 22.0           |       | 44 | 28 |           |               |


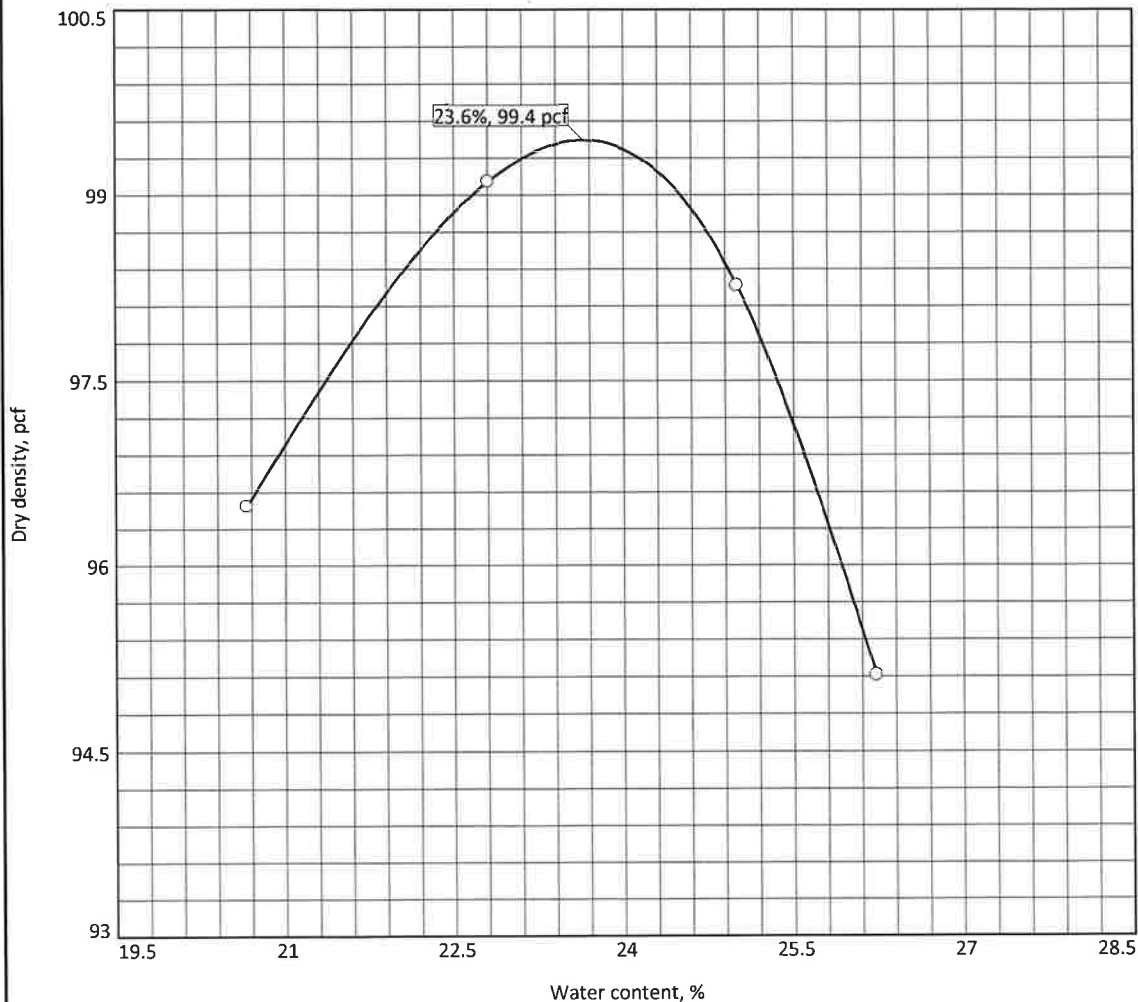
| TEST RESULTS                                                                                                                                                                                                                | MATERIAL DESCRIPTION                                               |
|-----------------------------------------------------------------------------------------------------------------------------------------------------------------------------------------------------------------------------|--------------------------------------------------------------------|
| Maximum dry density = 105.1 pcf<br>Optimum moisture = 18.8 %                                                                                                                                                                | LEAN CLAY (CL), few sand, medium plasticity, tan and red, residuum |
| <b>Project No.</b> 1958 <b>Client:</b> City of Huntsville - Engineering<br><b>Project:</b> Ditto Parking Borrow Area<br><span style="float: right;"><b>Date:</b> 6/1/2026</span><br>Location: TP-1      Sample Number: Bulk | <b>Remarks:</b>                                                    |
|                                                                                                                                          |                                                                    |

Figure 2

Tested By: L Williams                      Checked By: L Williams

### COMPACTION TEST REPORT



Test specification: ASTM D 698-12 Method A Standard

| Elev/<br>Depth | Classification |        | Nat.<br>Moist. | Sp.G. | LL | PI | % ><br>#4 | % <<br>No.200 |
|----------------|----------------|--------|----------------|-------|----|----|-----------|---------------|
|                | USCS           | AASHTO |                |       |    |    |           |               |
| 1 ft           | CH             |        | 17.3           |       | 53 | 35 |           |               |





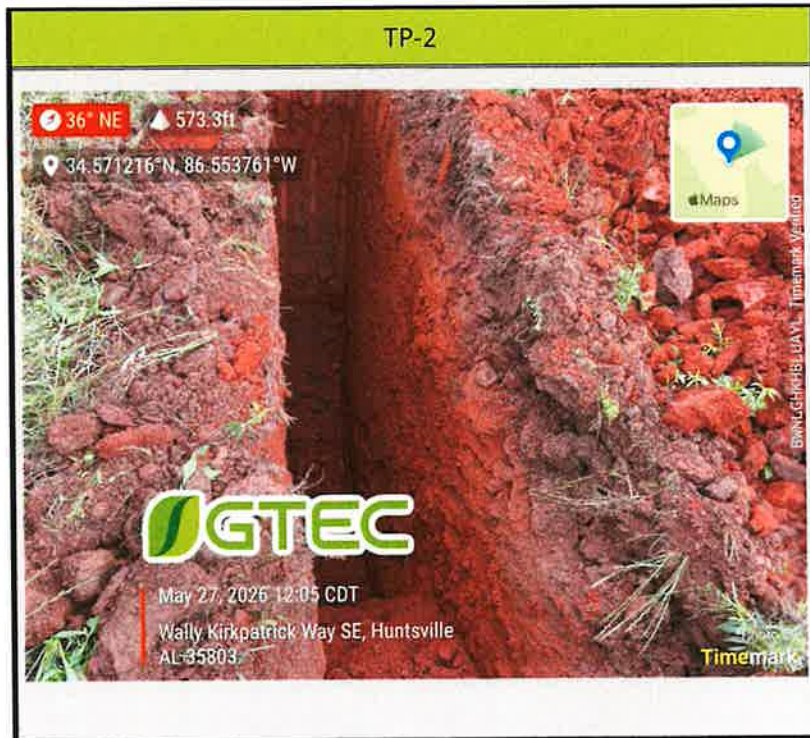
| TEST RESULTS                                                                                                                                                      | MATERIAL DESCRIPTION                                                                           |
|-------------------------------------------------------------------------------------------------------------------------------------------------------------------|------------------------------------------------------------------------------------------------|
| Maximum dry density = 99.4 pcf<br>Optimum moisture = 23.6 %                                                                                                       | FAT CLAY (CH), few sand, little black oxides, medium plasticity, brownish red, moist, residuum |
| Project No. 1958      Client: City of Huntsville - Engineering<br>Project: Ditto Parking Borrow Area<br>Date: 6/1/2026<br>Location: TP-2      Sample Number: Bulk | Remarks:                                                                                       |
|                                                                                |                                                                                                |

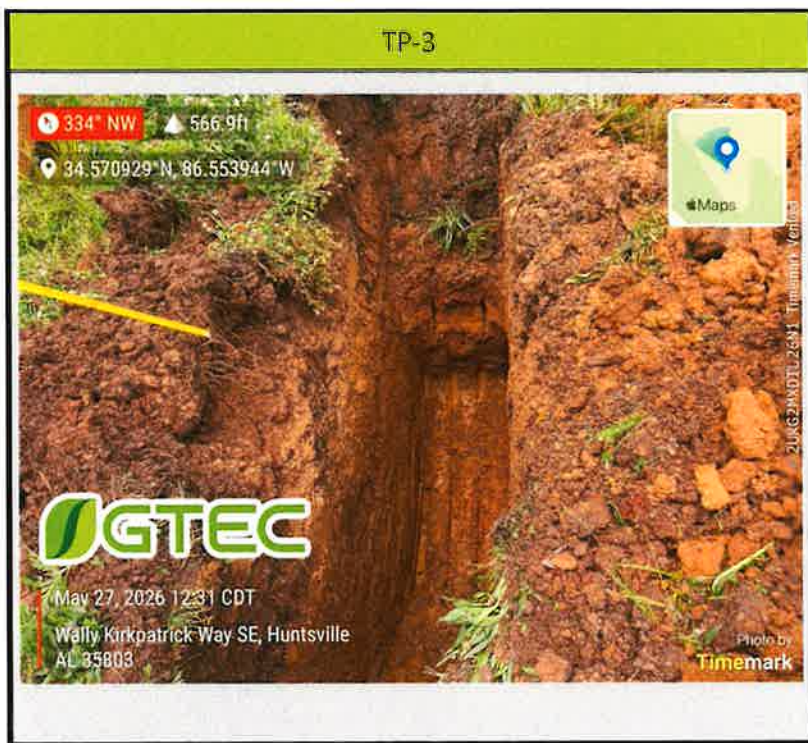
Figure 3

Tested By: L Williams      Checked By: L Williams









## CERTIFICATION OF COMPLIANCE WITH TITLE 39, CODE OF ALABAMA

In accordance with Code of Alabama (1975) §39-5-1(b), I hereby certify that the Contract with Rogers Group, Inc., in the amount of TWO MILLION THREE HUNDRED FIFTEEN THOUSAND AND NO/100 DOLLARS (\$2,315,000.00), for Ditto Landing Event Space Parking Lot, Base Bid and Option #1, Project No. 71-26-SP36, which is being submitted to the City Council of the City of Huntsville, Alabama for approval on this the 11th day of June, 2026, has been let in accordance with Code of Alabama, Title 39 and all other applicable provisions.

---

Kathy Martin  
Director of City Engineering  
City of Huntsville

### E-VERIFY – NOTICE

The Beason-Hammon Alabama Taxpayer and Citizen Protection Act, Act No. 2011-535, Code of Alabama (1975) § 31-13-1 through 31-13-30 (also known as and hereinafter referred to as “the Alabama Immigration Act”) as amended by Act No. 2012-491 on May 16, 2012, is applicable to all competitively bid contracts with the City of Huntsville. As a condition for the award of a contract and as a term and condition of the contract with the City of Huntsville, Alabama in accordance with § 31-13-9 (a) of the Alabama Immigration Act, as amended, any business entity or employer that employs one or more employees shall not knowingly employ, hire for employment, or continue to employ an unauthorized alien within the State of Alabama.

During the performance of the contract, such business entity or employer shall participate in the E-Verify program and shall verify every employee that is required to be verified according to the applicable federal rules and regulations. The business entity or employer shall assure that these requirements are included in each subcontract in accordance with §31-13-9(c). Failure to comply with these requirements may result in breach of contract, termination of the contract or subcontract, and possibly suspension or revocation of business licenses and permits in accordance with §31-13-9 (e) (1) & (2).

Code of Alabama (1975) § 31-13-9 (k) requires that the following clause be included in all City of Huntsville, Alabama contracts that have been competitively bid and is hereby made a part of this Contract:

“By signing this Contract, the contracting parties affirm, for the duration of the agreement, that they will not violate federal immigration law or knowingly employ, hire for employment, or continue to employ an unauthorized alien within the State of Alabama. Furthermore, a contracting party found to be in violation of this provision shall be deemed in breach of the agreement and shall be responsible for all damages resulting therefrom.”

### Representation Pursuant to Code of Alabama) § 41-16-5 (b)

**By signing this Contract, Rogers Group, Inc., represents and agrees that it is not currently engaged in, nor will it engage in, any boycott of a person or entity based in or doing business with a jurisdiction with which the State of Alabama can enjoy open trade.**

Rogers Group, Inc.  
(Company)

BY:  
(Authorized Representative)